

Appendix 2: Social status analysis

A second analysis of social status was carried out with the *Socistat* computer program developed by the Institute of Archaeology, London (Duncan *et al.* 1989). This produced a listing of graves ranked by the status of the grave goods they contained (Appendix tables 1, 2 and 3). Full details of the operation of the program are available in Duncan *et al.* (1989), and results from an earlier application of the program, to data from the Anglo-Saxon cemetery at Sleaford, Lincs, can be found in Brennan (1985).

The program's authors have noted that the *Socistat* implementation is still to be considered experimental (1989, 4). Nevertheless, the use of a computer program for the assessment of social status offers the advantages of quick and accurate analysis of a large amount of data, and of a degree of objectivity which arises from the fact that the assessment of the status-value of objects relies solely on the pattern of occurrence within any given cemetery data set. The program therefore has the potential for identifying patterns of status-marking within individual cemeteries which may usefully both challenge and reinforce existing preconceptions. The method adopted for analysis of the Berinsfield data is given in detail below. It should be noted that the program offers the option of creating variables other than the presence or absence of grave goods that may also be potential status indicators, such as aspects of grave structure or burial rite, or the presence of gold in an assemblage (Duncan *et al.* 1989, 11). Such variables may also be admitted as 'auxiliary' variables — that is to say, not included as a component of the analysis, but listed in the output, allowing any relationship between the variable and the overall order to be revealed. This facility is likely to be of considerable value for the manipulation of very large and complex data sets, and for the testing of hypotheses, but was not adopted with the Berinsfield analysis, which was seen as essentially exploratory in nature. It is hoped, however, that the publication of these results will be of use to other researchers in this field, and it is suggested that the development of computer programs based on sound statistical techniques will be an invaluable research aid for the future analysis of the large and unwieldy data sets generated by Anglo-Saxon cemeteries.

The following method was adopted in the analysis of the Berinsfield data. A list of grave goods considered as functional types was generated, and this was input with identification of the sex-linkage of individual types, where applicable. The sex-linkages used are given in the notes to Appendix Tables 1, 2 and 3 below, and it should be noted that they are as observed at Berinsfield only. Identification of sex-linked types is recommended by the program's authors, and allows male and female graves to be ranked separately.

Details of the grave goods occurring with each burial were then input, and the ranking was calculated using these data alone. The program orders graves according to their single highest ranked grave good, and graves with the same highest ranking type are then ordered according to the sum of the status indices of the remaining types. The status index of any grave good is the mean number of different grave goods in graves where the type occurs. This calculation relies on the assumption that high status graves will tend to contain a large number of objects, and that low status grave goods will occur in high status

graves as well as poorer ones (see Brennan 1985, 126–8). The rank order of grave goods is given in the notes to Appendix Tables 1, 2 and 3, and they are ranked within three different groups; 1–12 being non sex-linked types, 13–15 being diagnostically male, and 16–33 being diagnostically or preferentially female. The method by which the status indices were calculated is illustrated by the fact that the highest ranking types in each group are those which occur only in the largest assemblages.

It is interesting to note that spears have been ranked higher than shields, which contradicts general assumptions about their relative values (see Brennan 1985, 129). This probably reflects the unusually high number of shield-only burials at Berinsfield and may be distorted by the relatively high ranking of the spear-only burial in grave 61; in general, there is no clear difference between shield-only and spear-only burials in terms of the numbers of grave goods they contain.

Following Brennan's observation that the status of individual brooch types in her analysis conflicted with generally-held opinion (1985, 129–30), it was decided to differentiate between brooch types in the data input at Berinsfield (see notes to Appendix Tables 1, 2 and 3). As at Sleaford, the resulting ranking requires comment. The ranking of the Stützarmfibel, at position 30, is undoubtedly a distortion resulting from a single occurrence in a wealthy grave (64). The high ranking of a pair of non-matching brooches, at position 25, is interesting and is a result of the occurrence of non-matching brooch pairs with the wealthy burials 107/1, 77/1 and 83/1. The ranking of disc brooches (position 23) higher than saucer brooches (position 21) also contradicts orthodox opinion. This may result from the fact that single saucer brooches in two large assemblages, 77 and 107, were recorded as mixed pairs. It is worth noting, however, that a pair of saucer brooches was by no means a consistent feature of the wealthiest assemblages at Berinsfield.

Comparison of the computer-generated ranking with the object-type count given in Chapter 5 suggests that the two methods give broadly similar results. This argues well for *Socistat*'s potential as an analytical tool for the future. It is clear, however, that further research is needed to define the optimum categories for data input: the anomalies noted above suggest, for example, that there may be a case for excluding objects which occur only once. The introduction of further potentially status-related variables would also seem to be desirable, although the identification of such variables will only be achieved through a consensus of opinion based on wider research. It is notable, for example, that the Berinsfield analysis has ranked pots (position 7) and flints (position 10) higher than buckets (position 3) and belt fittings (position 4). Given the quality of some belt fittings and the skilled craftsmanship required for bucket making, it could be argued that the use of variables which control for factors such as the presence of metal, or of decoration, would produce more acceptable results. This is discussed by the program's authors (1989, 7–8).

Nevertheless, several points of interest have emerged from this analysis. It is notable that all the wealthy graves contain sex-linked grave goods; the 20 graves with undiagnostic types contained at most two grave goods. In

addition, unlike a simple object-type count, *Socistat* produces a continuous ranking of graves, which suggests status differences between burials with the same number of objects. There are also numerous cases where burials with larger numbers of lower-status objects are ranked below burials with a smaller number of higher-status objects (for example graves 150, 18, 8, 21 and 35, which have 3 types but which are ranked higher than many

graves with 4 types). Moreover, the output tables reveal patterns in the distribution of grave goods which would only be accessible with considerable effort in a hand-generated analysis. It is clear, for example, that beads are almost universal amongst the graves with female grave goods, and commoner there than knives, while girdle groups occur only with the wealthiest third of these burials.

Notes to appendix tables 1, 2 and 3

Abbreviations used in the tables:

| | |
|-------|-----------------------------------------------|
| No | Order of ranking of graves, lowest to highest |
| Grave | Grave and burial number |
| S | Sex according to grave goods |
| M | Burial with diagnostically male grave goods |
| F | Burial with diagnostically female grave goods |
| U | Burial with non-sexlinked grave goods |
| Types | Grave goods input for analysis |

Grave goods in order of ranking (lowest to highest)

| | |
|---------|---------------------------------|
| 1 Nai | Nail |
| 2 Kni | Knife |
| 3 Buc | Bucket |
| 4 Bel | Belt fitting/buckle |
| 5 Pin | Pin |
| 6 Met | Miscellaneous metal |
| 7 Pot | Pot |
| 8 Coi | Coin |
| 9 2Be | 2nd belt fitting/buckle |
| 10 Fli | Flint |
| 11 2Kn | 2nd knife |
| 12 Cha | Chain |
| 13 Shi | Shield |
| 14 Spe | Spear |
| 15 2Sp | 2nd spear |
| 16 Bro6 | Brooch 6 — button brooch |
| 17 2Ri | 2nd finger ring |
| 18 Twe | Tweezers |
| 19 Com | Comb |
| 20 Bro7 | Brooch 7 — small long brooch |
| 21 Bro5 | Brooch 5 — saucer brooch |
| 22 Bea | Bead/s |
| 23 Bro4 | Brooch 4 — disc brooch |
| 24 Rin | Finger ring |
| 25 BroX | Mixed pair of brooches |
| 26 Gir | Girdle group |
| 27 Bru | Brushholder |
| 28 Bro8 | Brooch 8 — square-headed brooch |
| 29 Cry | Crystal |
| 30 Bro1 | Brooch 1 — <i>Stützarmfibel</i> |
| 31 Spw | Spindlewhorl |
| 32 Toi | Toilet set |
| 33 Bag | Ivory bag ring |

Sex-linked grave goods

Diagnostically male: spear, shield, 2nd spear

Diagnostically female: brooches (all), finger rings, tweezers, comb, girdle groups, brushholder, crystal, spindlewhorl, toilet set, ivory bag ring

Preferentially female: bead/s

Appendix Table 1 Status ranking of graves with diagnostically male grave goods

No Grave S Types

| | | | N | K | B | B | P | M | P | C | 2 | F | 2 | C | S | S | 2 | B | 2 | T | C | B | B | B | B | R | B | G | B | B | C | B | S | T | B | |
|----|-------|---|---|---|---|---|---|---|---|---|---|---|---|---|---|---|---|---|---|---|---|---|---|---|---|---|---|---|---|---|---|---|---|---|---|---|
| | | | A | N | U | E | I | E | O | O | B | L | K | H | H | P | S | R | R | W | O | R | R | E | R | I | R | I | R | R | R | R | P | O | A | |
| | | | I | I | C | L | N | T | T | I | E | I | N | A | I | E | P | O | I | E | M | O | O | A | O | N | O | R | U | O | Y | O | W | I | G | |
| 01 | 011:1 | M | . | * | . | . | . | . | . | . | . | . | . | . | * | . | . | . | . | . | . | . | . | . | . | . | . | . | . | . | . | . | . | . | . | . |
| 02 | 001:1 | M | . | * | . | . | . | . | . | . | . | . | . | . | * | . | . | . | . | . | . | . | . | . | . | . | . | . | . | . | . | . | . | . | . | . |
| 03 | 006:1 | M | . | * | . | * | . | . | . | . | . | . | . | . | * | . | . | . | . | . | . | . | . | . | . | . | . | . | . | . | . | . | . | . | . | . |
| 04 | 043:1 | M | . | * | . | * | . | . | . | . | . | . | . | . | * | . | . | . | . | . | . | . | . | . | . | . | . | . | . | . | . | . | . | . | . | . |
| 05 | 121:1 | M | . | * | . | * | . | . | . | . | . | . | . | . | * | . | . | . | . | . | . | . | . | . | . | . | . | . | . | . | . | . | . | . | . | . |
| 06 | 082:1 | M | . | * | . | * | . | . | . | . | . | . | . | . | * | . | . | . | . | . | . | . | . | . | . | . | . | . | . | . | . | . | . | . | . | . |
| 07 | 029:1 | M | . | . | * | . | . | . | . | . | . | . | . | . | * | . | . | . | . | . | . | . | . | * | . | . | . | . | . | . | . | . | . | . | . | . |
| 08 | 020:1 | M | . | * | . | . | . | . | . | . | . | . | . | . | . | * | . | . | . | . | . | . | . | . | . | . | . | . | . | . | . | . | . | . | . | . |
| 09 | 072:1 | M | . | * | . | . | . | . | . | . | . | . | . | . | . | * | . | . | . | . | . | . | . | . | . | . | . | . | . | . | . | . | . | . | . | . |
| 10 | 069:1 | M | . | . | * | . | . | . | . | . | . | . | . | . | * | * | . | . | . | . | . | . | . | . | . | . | . | . | . | . | . | . | . | . | . | . |
| 11 | 047:1 | M | . | * | . | * | . | . | . | . | . | . | . | . | . | * | . | . | . | . | . | . | . | . | . | . | . | . | . | . | . | . | . | . | . | . |
| 12 | 128:1 | M | . | * | . | * | . | . | . | . | . | . | . | . | . | * | . | . | . | . | . | . | . | . | . | . | . | . | . | . | . | . | . | . | . | . |
| 13 | 030:1 | M | . | * | . | . | * | . | . | . | . | . | . | . | . | * | . | . | . | . | . | . | . | . | . | . | . | . | . | . | . | . | . | . | . | . |
| 14 | 161:1 | M | . | * | . | . | . | * | . | . | . | . | . | . | . | * | . | . | . | . | . | . | . | . | . | . | . | . | . | . | . | . | . | . | . | . |
| 15 | 024:1 | M | * | * | . | . | . | . | . | . | . | . | . | . | . | * | * | . | . | . | . | . | . | . | . | . | . | . | . | . | . | . | . | . | . | . |
| 16 | 051:1 | M | . | * | * | . | . | . | . | . | . | . | . | . | . | * | * | . | . | . | . | . | . | . | . | . | . | . | . | . | . | . | . | . | . | . |
| 17 | 053:1 | M | . | * | . | . | * | . | . | . | . | . | . | . | . | * | * | . | . | . | . | . | . | . | . | . | . | . | . | . | . | . | . | . | . | . |
| 18 | 141:1 | M | . | * | . | . | . | * | . | . | . | . | . | . | . | * | * | . | . | . | . | . | . | . | . | . | . | . | . | . | . | . | . | . | . | . |
| 19 | 034:1 | M | . | * | . | . | . | * | . | . | . | . | . | . | . | * | * | . | . | . | . | . | . | . | . | . | . | . | . | . | . | . | . | . | . | . |
| 20 | 061:1 | M | * | * | . | . | . | . | * | . | . | . | * | . | . | * | . | . | . | . | . | . | . | * | . | . | . | . | . | . | . | . | . | . | . | . |
| 21 | 110:1 | M | . | * | . | * | . | . | . | . | . | * | . | . | . | * | * | . | . | . | . | . | . | . | . | . | . | . | . | . | . | . | . | . | . | . |
| 22 | 052:1 | M | . | * | . | * | . | * | . | * | . | * | . | . | . | * | * | . | . | . | . | . | . | . | . | . | . | . | . | . | . | . | . | . | . | . |
| 23 | 026:1 | M | . | * | . | . | . | * | * | * | . | . | . | . | . | * | * | . | . | . | . | . | . | . | . | . | . | . | . | . | . | . | . | . | . | . |
| 24 | 028:1 | M | . | * | . | . | . | * | . | . | . | * | . | . | * | * | * | . | . | . | . | . | * | . | . | . | . | . | . | . | . | . | . | . | . | . |
| | | | N | K | B | B | P | M | P | C | 2 | F | 2 | C | S | S | 2 | B | 2 | T | C | B | B | B | B | R | B | G | B | B | C | B | S | T | B | |
| | | | A | N | U | E | I | E | O | O | B | L | K | H | H | P | S | R | R | W | O | R | R | E | R | I | R | I | R | R | R | R | P | O | A | |
| | | | I | I | C | L | N | T | T | I | E | I | N | A | I | E | P | O | I | E | M | O | O | A | O | N | O | R | U | O | Y | O | W | I | G | |
| | | | | | | | | | | | | | | | | | 6 | | | | | 7 | 5 | | 4 | X | | | 8 | | 1 | | | | | |

No Grave S Types

| | | | N | K | B | B | P | M | P | C | 2 | F | 2 | C | S | S | 2 | B | 2 | T | C | B | B | B | B | R | B | G | B | B | C | B | S | T | B |
|----|-------|---|---|---|---|---|---|---|---|---|---|---|---|---|---|---|---|---|---|---|---|---|---|---|---|---|---|---|---|---|---|---|---|---|---|
| | | | A | N | U | E | I | E | O | O | B | L | K | H | H | P | S | R | R | W | O | R | R | E | R | I | R | I | R | R | R | R | P | O | A |
| | | | I | I | C | L | N | T | T | I | E | I | N | A | I | E | P | O | I | E | M | O | O | A | O | N | O | R | U | O | Y | O | W | I | G |
| | | | | | | | | | | | | | | | | | 6 | | | | 7 | 5 | | 4 | | X | | | 8 | | 1 | | | | |
| 01 | 092:1 | U | * | . | . | . | . | . | . | . | . | . | . | . | . | . | . | . | . | . | . | . | . | . | . | . | . | . | . | . | . | . | . | . | . |
| 02 | 015:1 | U | . | * | . | . | . | . | . | . | . | . | . | . | . | . | . | . | . | . | . | . | . | . | . | . | . | . | . | . | . | . | . | . | . |
| 03 | 056:1 | U | . | * | . | . | . | . | . | . | . | . | . | . | . | . | . | . | . | . | . | . | . | . | . | . | . | . | . | . | . | . | . | . | . |
| 04 | 055:1 | U | . | * | . | . | . | . | . | . | . | . | . | . | . | . | . | . | . | . | . | . | . | . | . | . | . | . | . | . | . | . | . | . | . |
| 05 | 057:1 | U | . | * | . | . | . | . | . | . | . | . | . | . | . | . | . | . | . | . | . | . | . | . | . | . | . | . | . | . | . | . | . | . | . |
| 06 | 003:1 | U | . | * | . | . | . | . | . | . | . | . | . | . | . | . | . | . | . | . | . | . | . | . | . | . | . | . | . | . | . | . | . | . | . |
| 07 | 136:1 | U | . | * | . | . | . | . | . | . | . | . | . | . | . | . | . | . | . | . | . | . | . | . | . | . | . | . | . | . | . | . | . | . | . |
| 08 | 048:1 | U | . | * | . | . | . | . | . | . | . | . | . | . | . | . | . | . | . | . | . | . | . | . | . | . | . | . | . | . | . | . | . | . | . |
| 09 | 149:1 | U | . | . | * | . | . | . | . | . | . | . | . | . | . | . | . | . | . | . | . | . | . | . | . | . | . | . | . | . | . | . | . | . | . |
| 10 | 032:1 | U | . | * | . | * | . | . | . | . | . | . | . | . | . | . | . | . | . | . | . | . | . | . | . | . | . | . | . | . | . | . | . | . | . |
| 11 | 050:1 | U | . | * | . | * | . | . | . | . | . | . | . | . | . | . | . | . | . | . | . | . | . | . | . | . | . | . | . | . | . | . | . | . | . |
| 12 | 122:1 | U | . | * | . | * | . | . | . | . | . | . | . | . | . | . | . | . | . | . | . | . | . | . | . | . | . | . | . | . | . | . | . | . | . |
| 13 | 133:1 | U | . | * | . | * | . | . | . | . | . | . | . | . | . | . | . | . | . | . | . | . | . | . | . | . | . | . | . | . | . | . | . | . | . |
| 14 | 078:1 | U | . | . | . | . | * | . | . | . | . | . | . | . | . | . | . | . | . | . | . | . | . | . | . | . | . | . | . | . | . | . | . | . | . |
| 15 | 086:1 | U | . | * | . | . | * | . | . | . | . | . | . | . | . | . | . | . | . | . | . | . | . | . | . | . | . | . | . | . | . | . | . | . | . |
| 16 | 106:1 | U | . | . | . | . | . | * | . | . | . | . | . | . | . | . | . | . | . | . | . | . | . | . | . | . | . | . | . | . | . | . | . | . | . |
| 17 | 151:1 | U | . | . | . | . | . | * | . | . | . | . | . | . | . | . | . | . | . | . | . | . | . | . | . | . | . | . | . | . | . | . | . | . | . |
| 18 | 101:1 | U | * | . | . | . | . | * | . | . | . | . | . | . | . | . | . | . | . | . | . | . | . | . | . | . | . | . | . | . | . | . | . | . | . |
| 19 | 103:1 | U | . | . | . | . | . | . | * | . | . | . | . | . | . | . | . | . | . | . | . | . | . | . | . | . | . | . | . | . | . | . | . | . | . |
| 20 | 152:1 | U | * | . | . | . | . | . | * | . | . | . | . | . | . | . | . | . | . | . | . | . | . | . | . | . | . | . | . | . | . | . | . | . | . |
| | | | N | K | B | B | P | M | P | C | 2 | F | 2 | C | S | S | 2 | B | 2 | T | C | B | B | B | B | R | B | G | B | B | C | B | S | T | B |
| | | | A | N | U | E | I | E | O | O | B | L | K | H | H | P | S | R | R | W | O | R | R | E | R | I | R | I | R | R | R | R | P | O | A |
| | | | I | I | C | L | N | T | T | I | E | I | N | A | I | E | P | O | I | E | M | O | O | A | O | N | O | R | U | O | Y | O | W | I | G |
| | | | | | | | | | | | | | | | | | 6 | | | | 7 | 5 | | 4 | | X | | | 8 | | 1 | | | | |

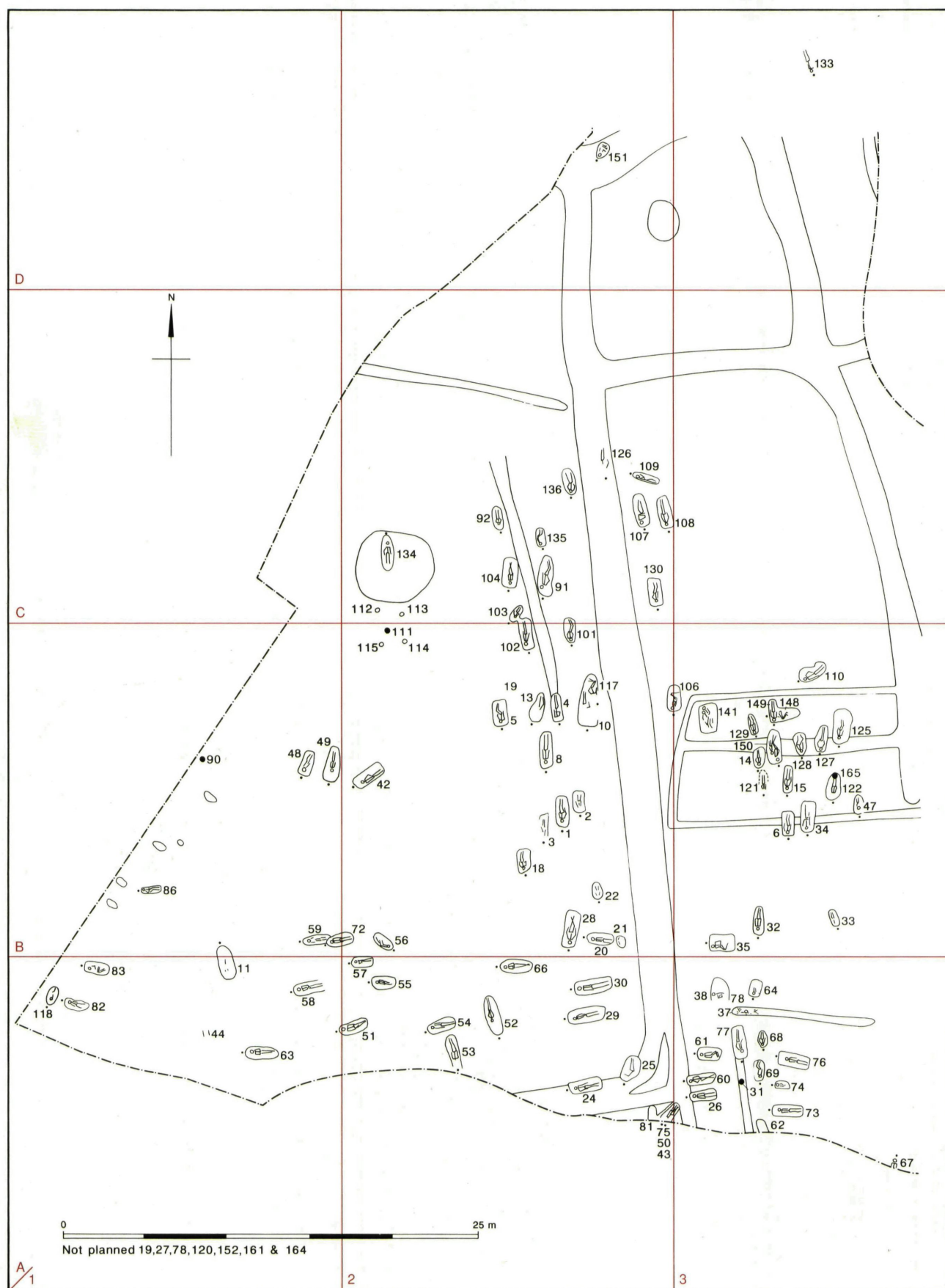


Figure 35 Site plan of main area of the Anglo-Saxon cemetery. Dots show position of head

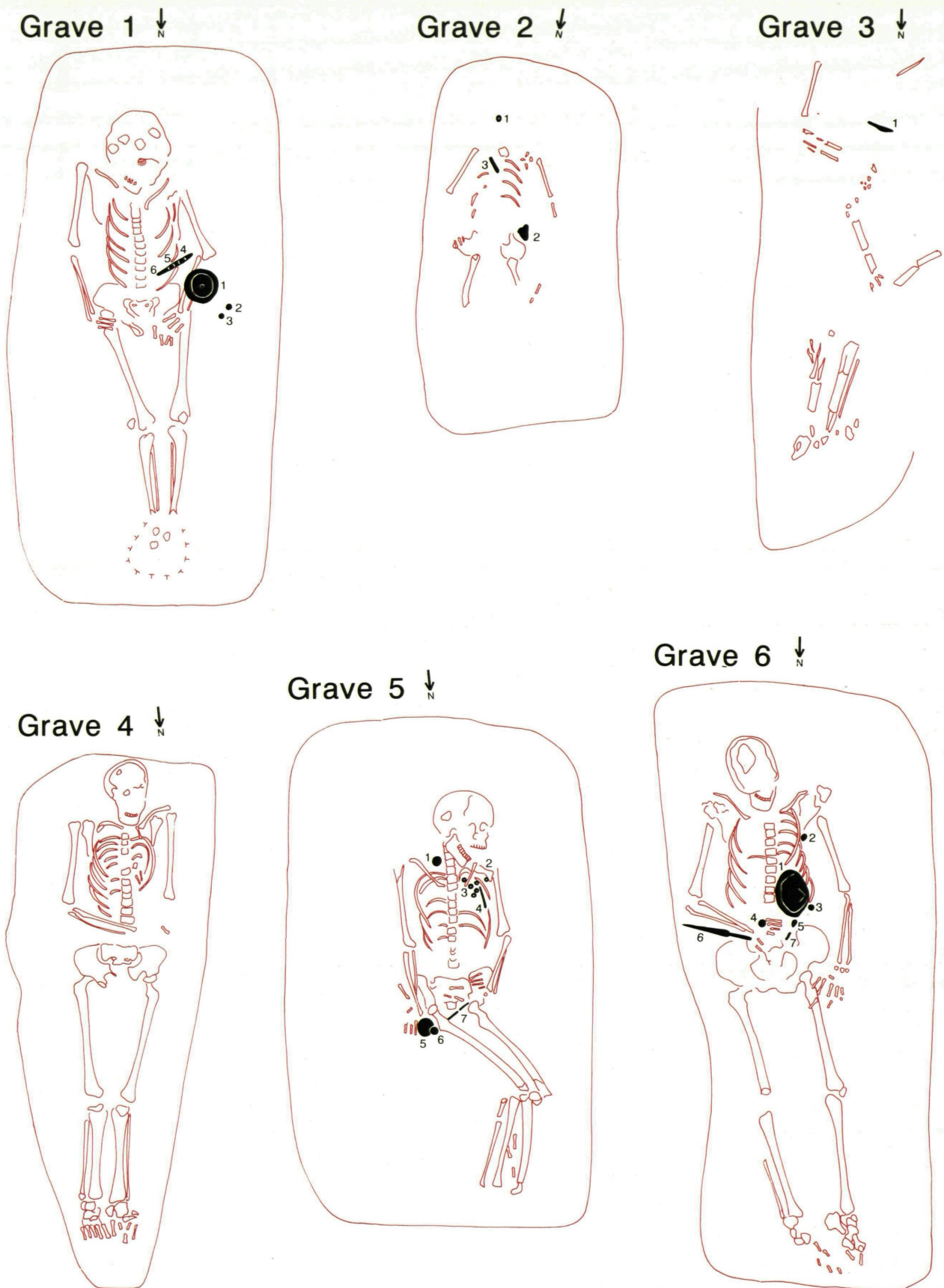


Figure 36 Grave plans 1-6: scale 1:20

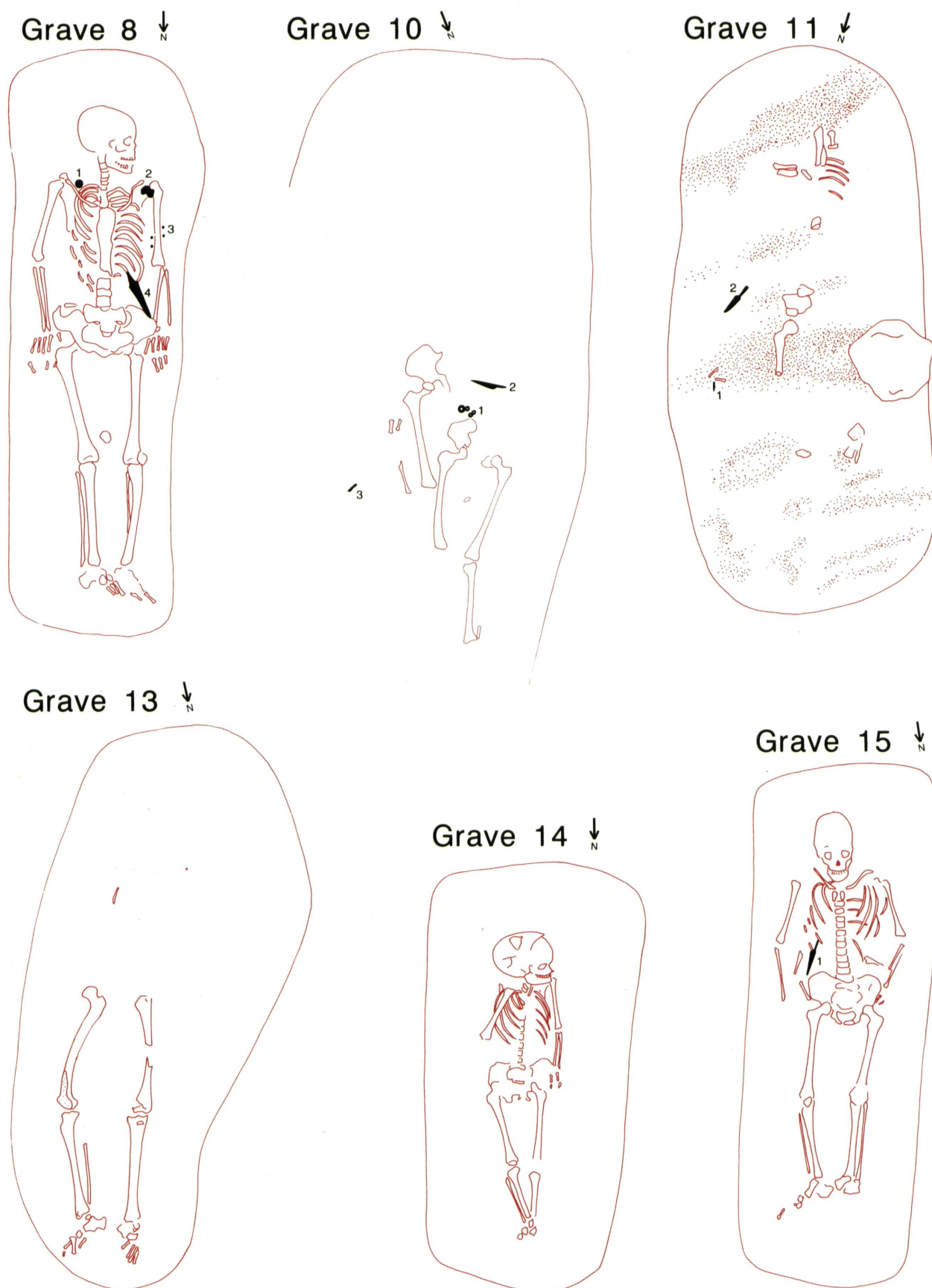



Figure 37 Grave plans 8-15: scale 1:20

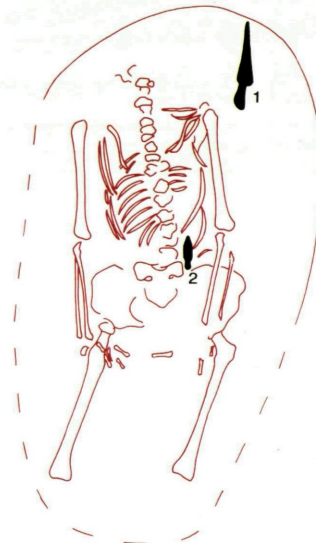
Grave 18 ↓ N



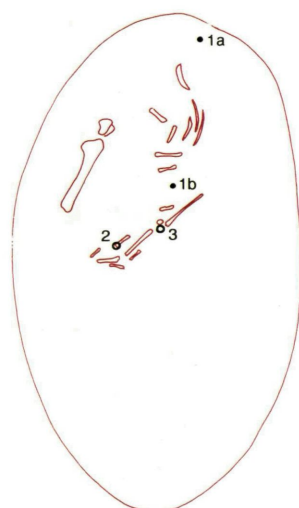
Grave 19 ↓ N



Grave 20 → z



Grave 21 ↓ N



Grave 22 ↓ N



Grave 24 → z

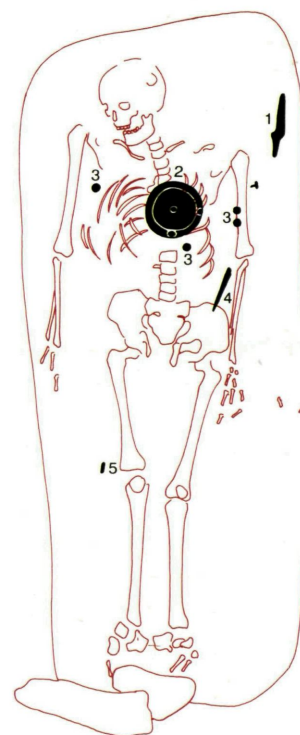


Figure 38 Grave plans 18-24: scale 1:20

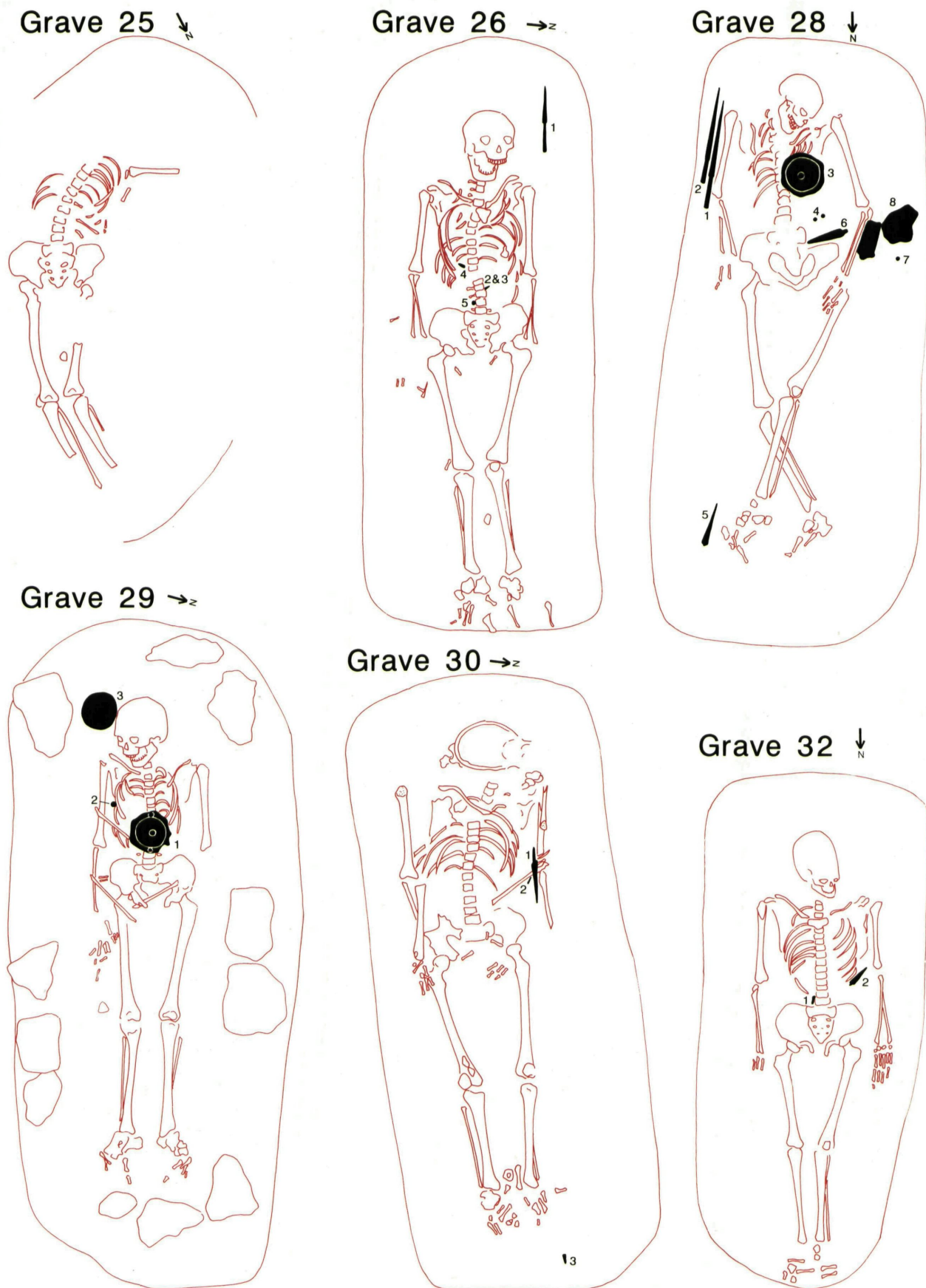


Figure 39 Grave plans 25-32: scale 1:20

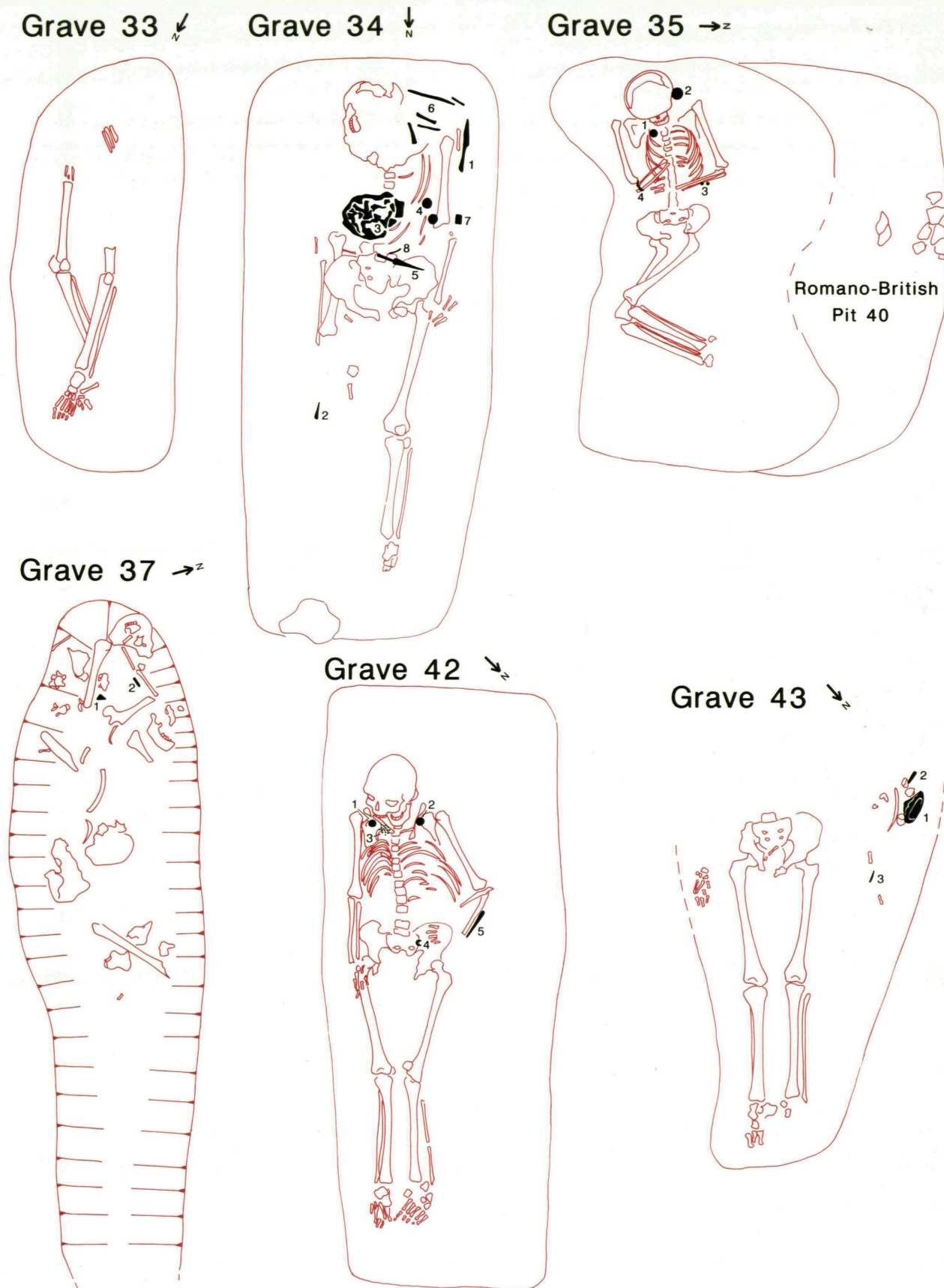
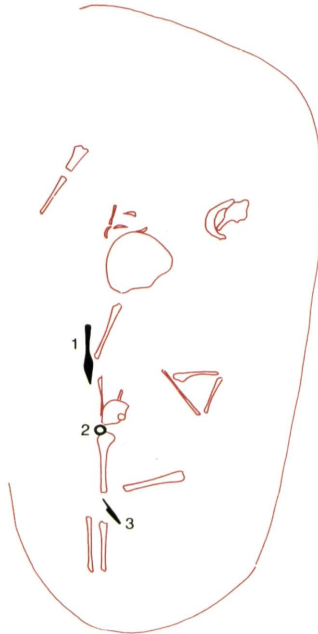


Figure 40 Grave plans 33-43: scale 1:20

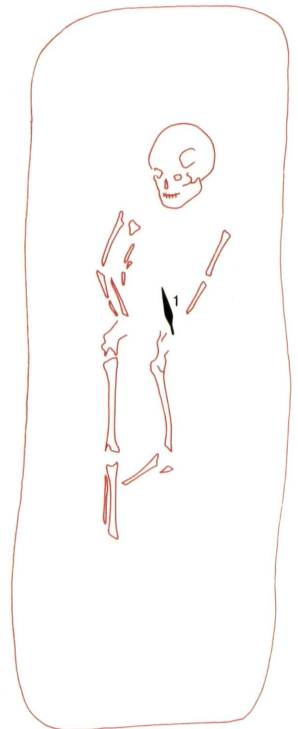
Grave 44 ↓
N



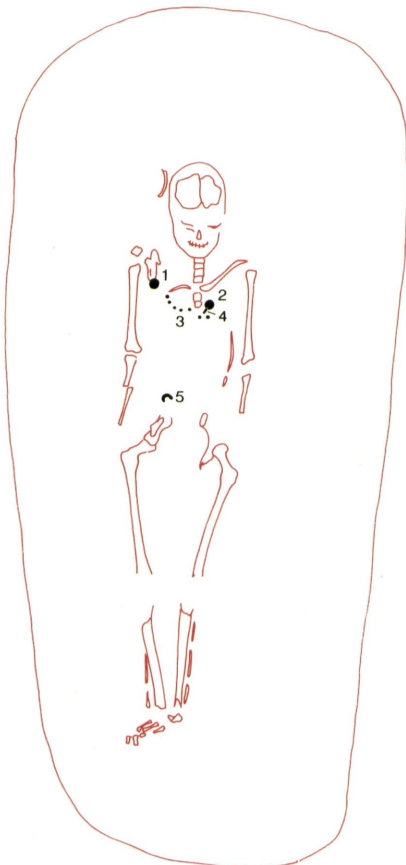
Grave 47 ↓
N



Grave 48 ↓
N



Grave 49 ↓
N



Grave 51 ↓
N



Grave 50 ↓
N

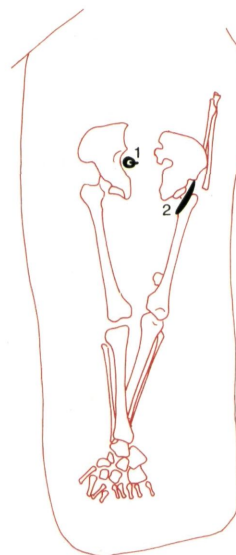
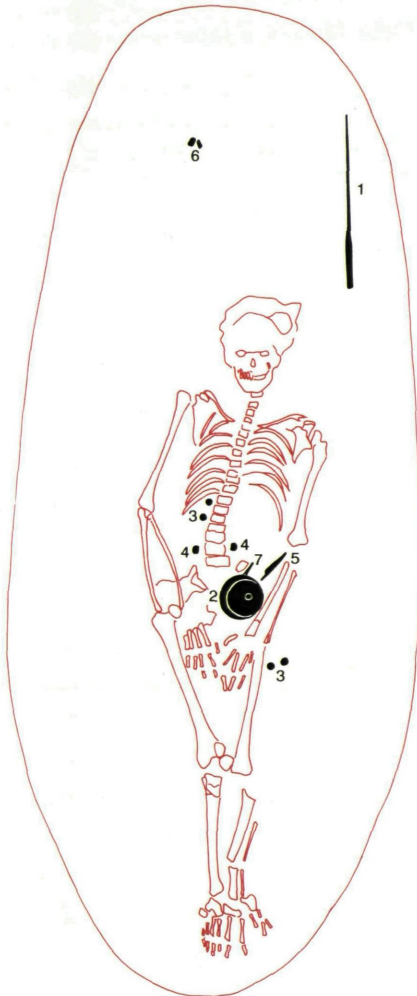
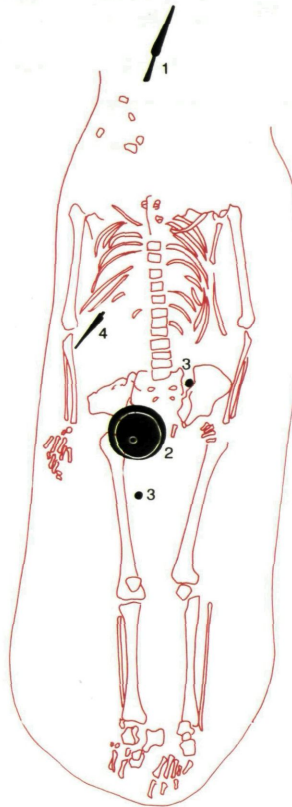


Figure 41 Grave plans 44-51: scale 1:20

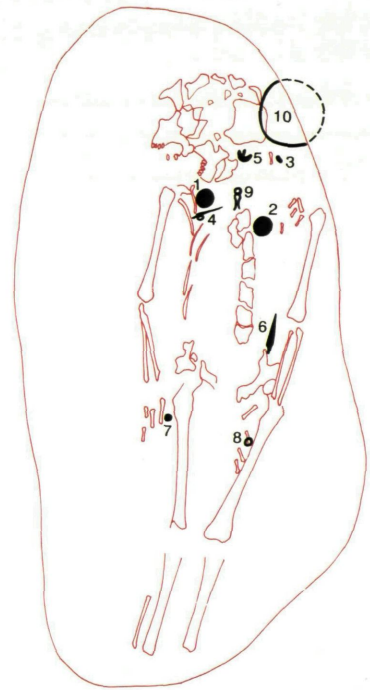
Grave 52 ↓
N



Grave 53 ↓
N



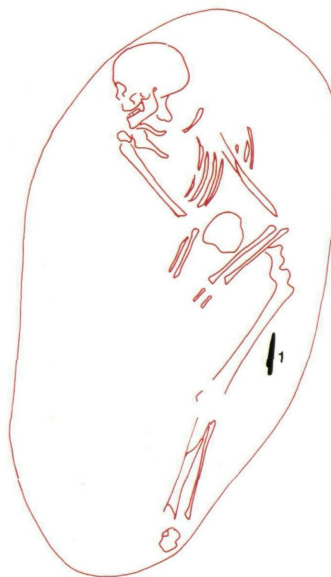
Grave 54 →
z



Grave 55 →
z



Grave 56 ↓
z



Grave 57 →
z

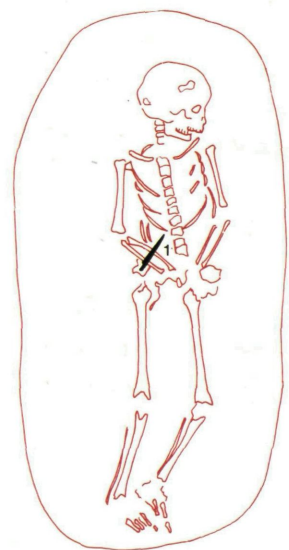
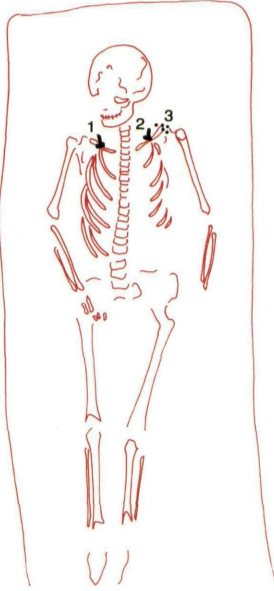
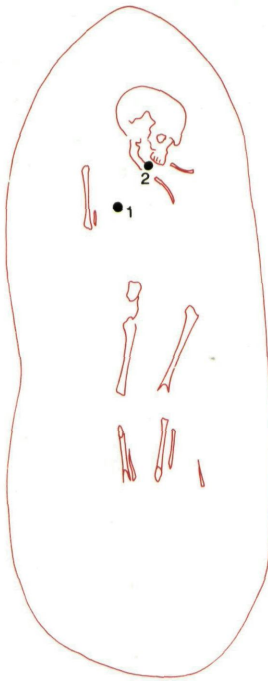


Figure 42 Grave plans 52-57: scale 1:20

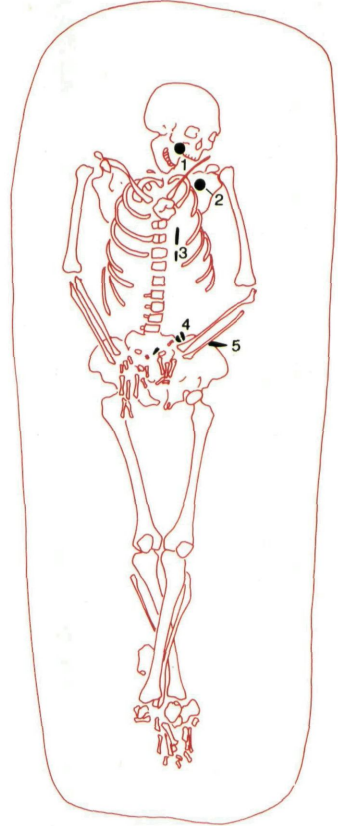
Grave 58 →z



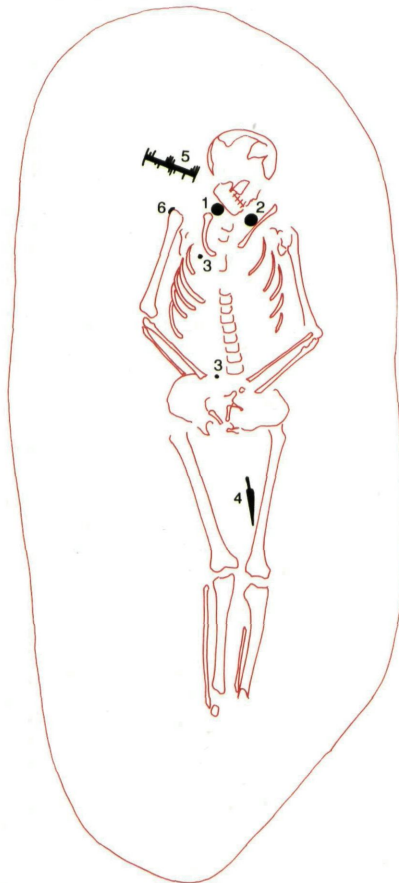
Grave 59 →z



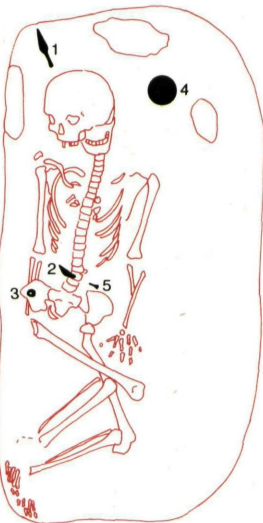
Grave 60 →z



Grave 63 →z



Grave 61 →z

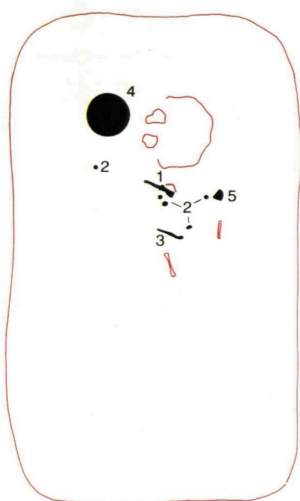


Grave 62 ↓N

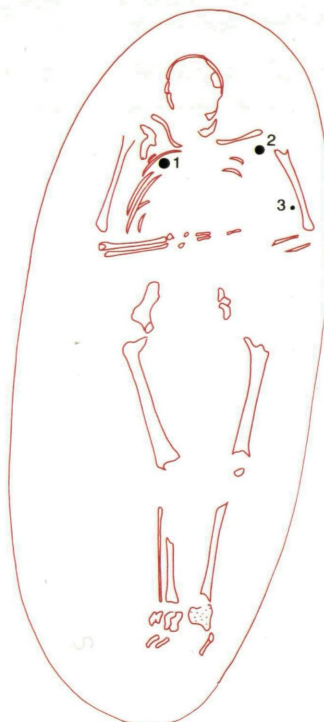


Figure 43 Grave plans 58-63: scale 1:20

Grave 64 ↓
N



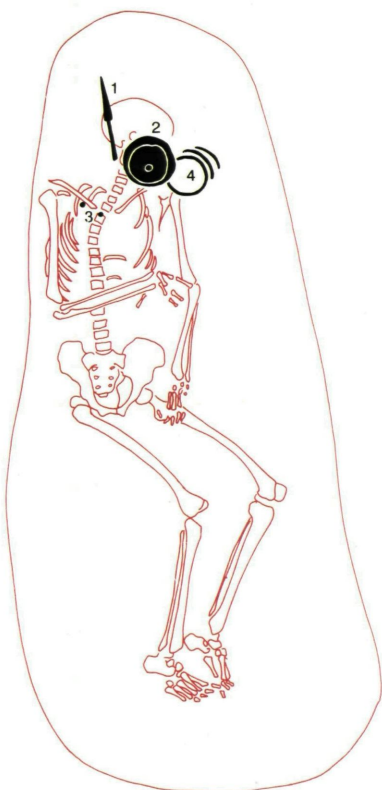
Grave 66 →
z



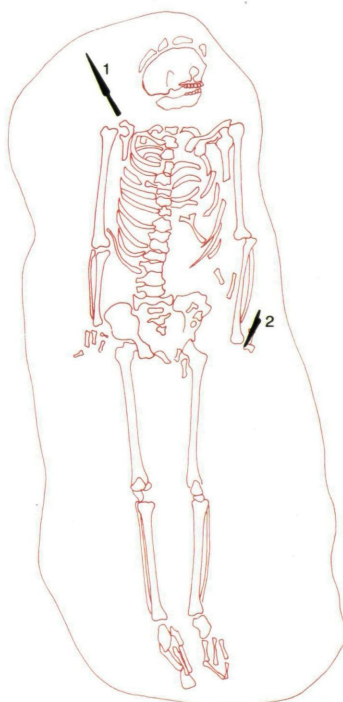
Grave 68 ↓
N



Grave 69 ↓
N



Grave 72 →
z



Grave 73 →
z

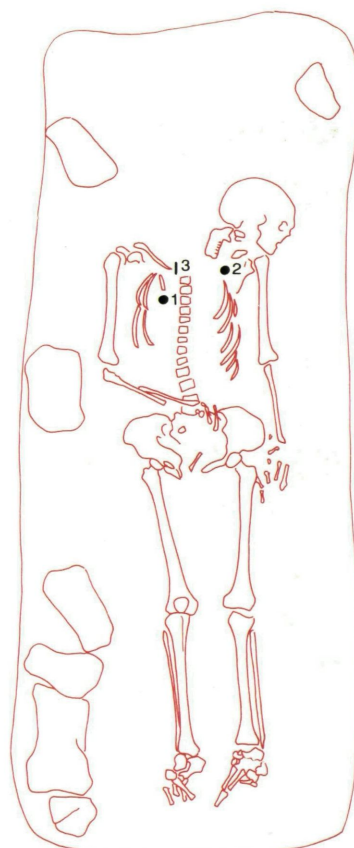
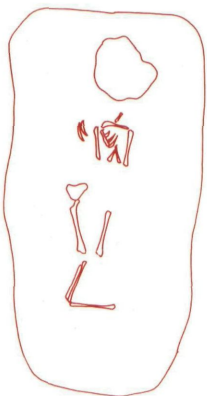
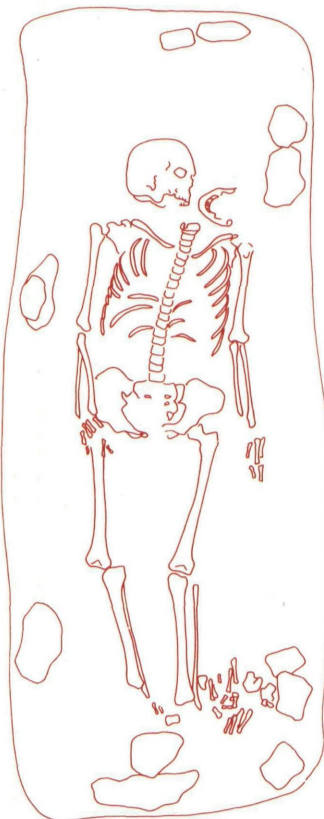


Figure 44 Grave plans 64-73: scale 1:20

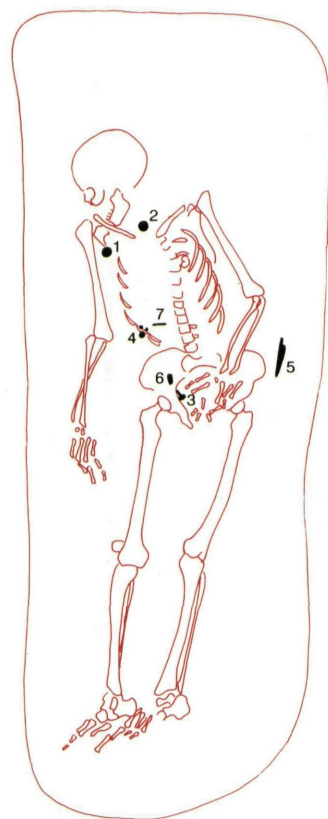
Grave 74 →z



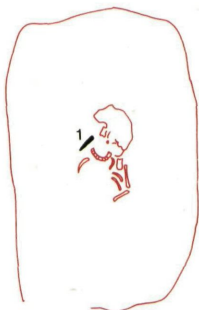
Grave 76 →z



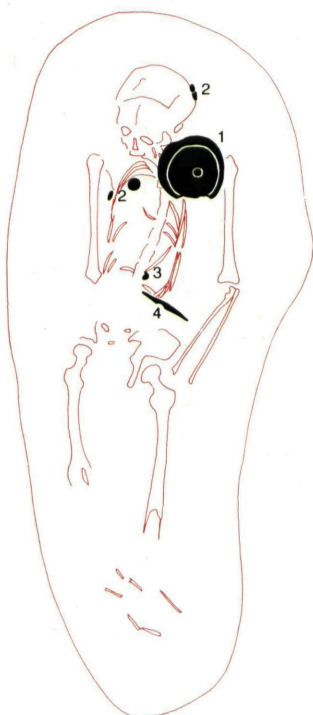
Grave 77 ↙N



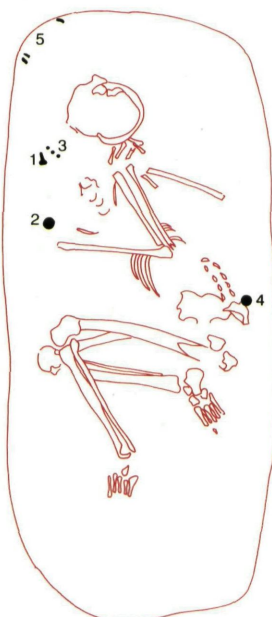
Grave 78 →z



Grave 82 →z



Grave 83 →z



Grave 86 →z

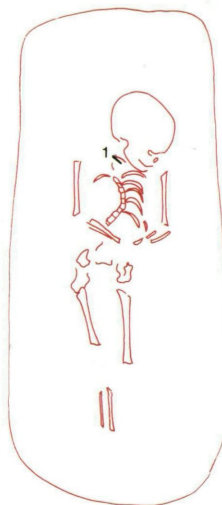


Figure 45 Grave plans 74-86: scale 1:20

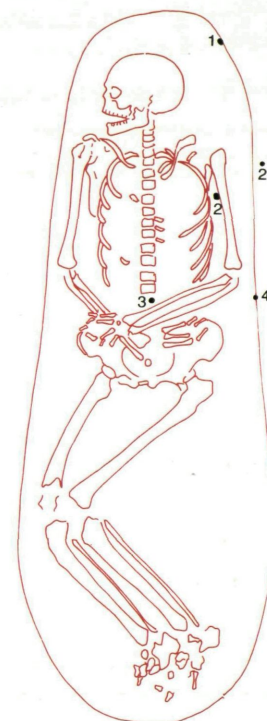
Grave 91 ↓



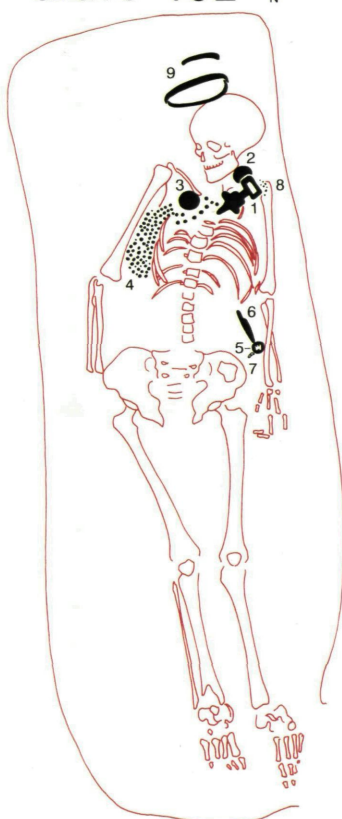
Grave 92 ↓



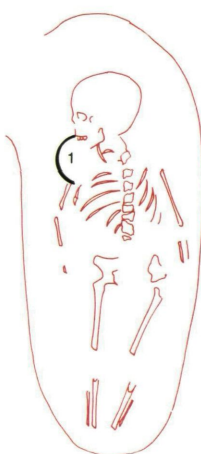
Grave 101 ↓



Grave 102 ↓



Grave 103 ↓



Grave 104 ↓

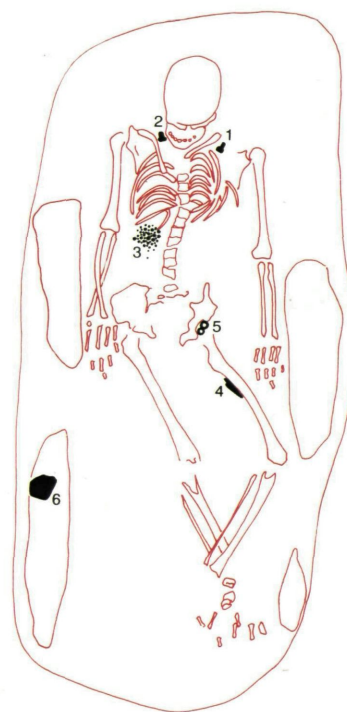
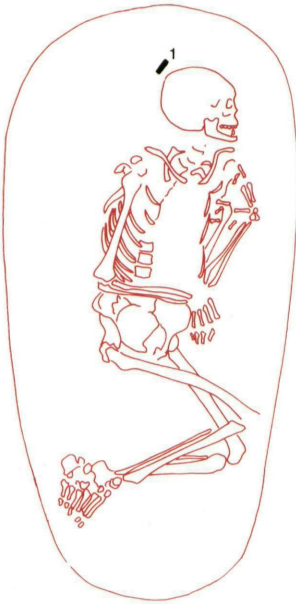
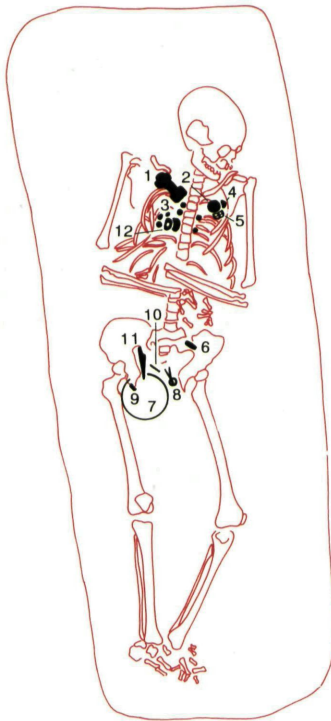


Figure 46 Grave plans 91-104: scale 1:20

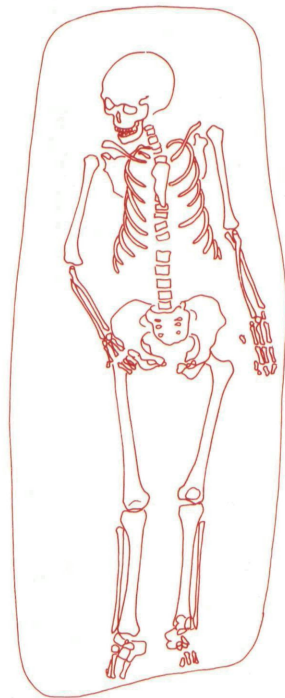
Grave 106 ↓_N



Grave 107 ↓_N

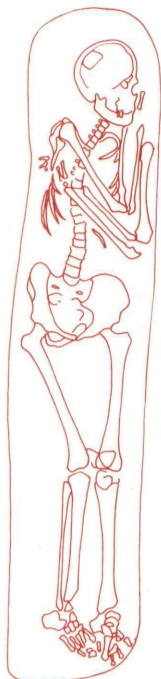


Grave 108 ↓_N



Grave 110 ↓_N

Grave 109 →₂



Grave 117 ↓_N

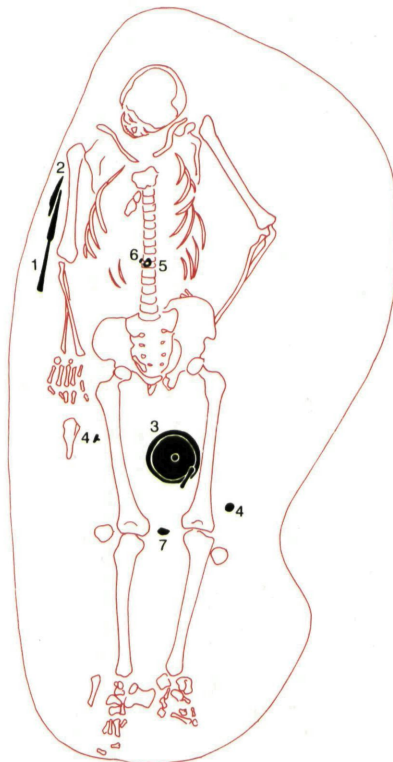


Figure 47 Grave plans 106-117: scale 1:20

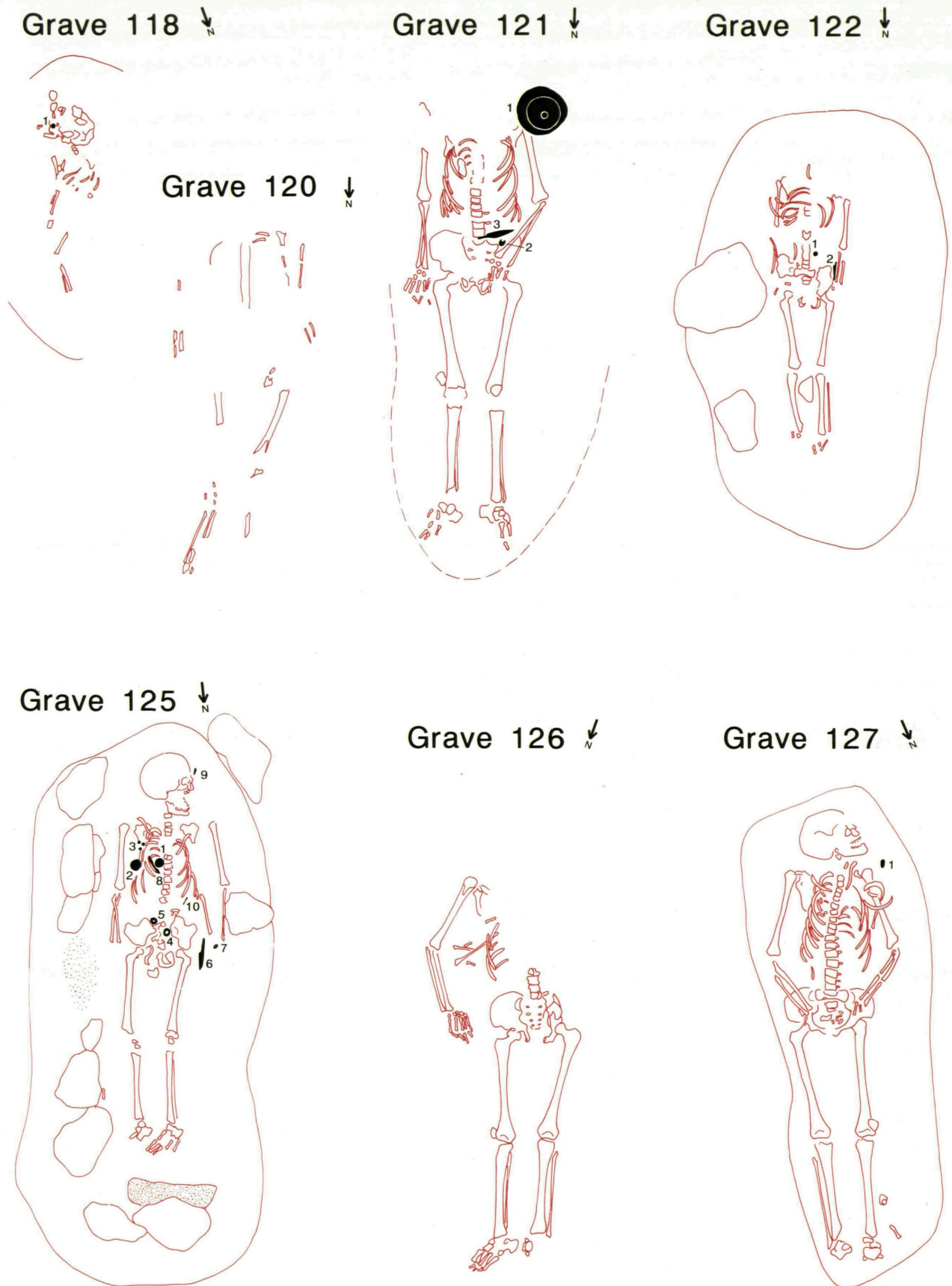
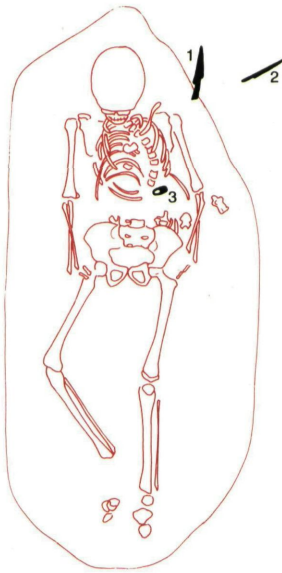
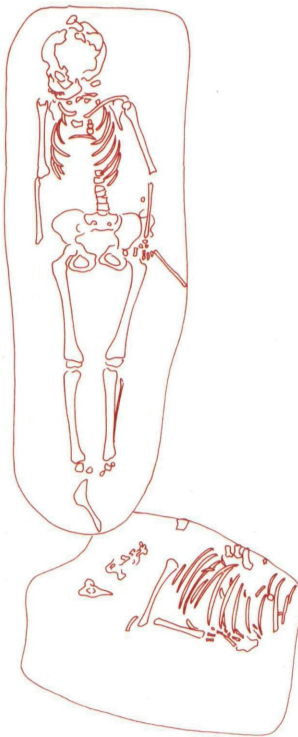


Figure 48 Grave plans 118-127: scale 1:20

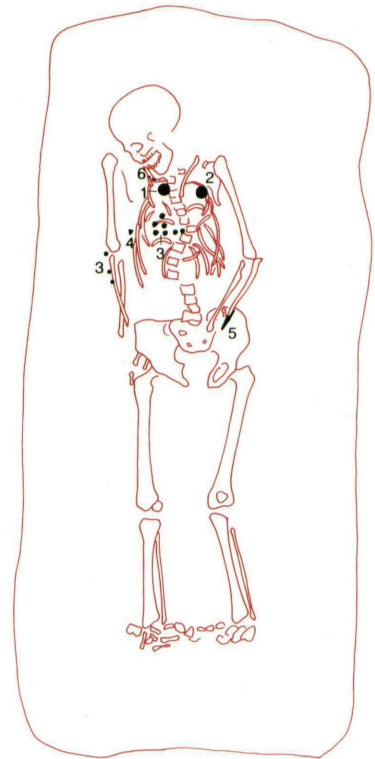
Grave 128 ↓
N



Grave 129 ↓
N



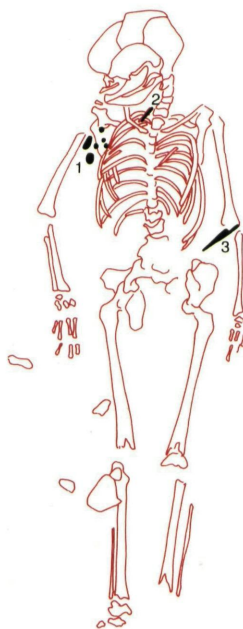
Grave 130 ↓
N



Grave 133 ↓
N



Grave 134 ↑
N



Grave 135 ↓
N

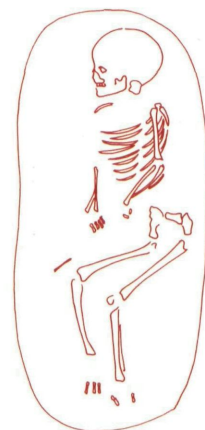
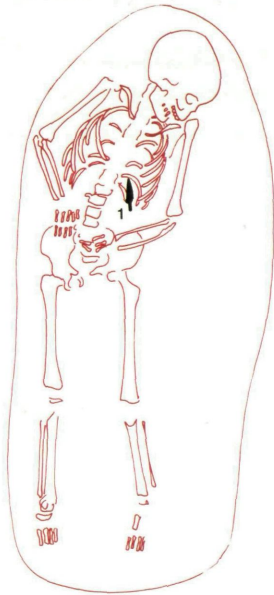


Figure 49 Grave plans 128-135: scale 1:20

Grave 136 ↓
N

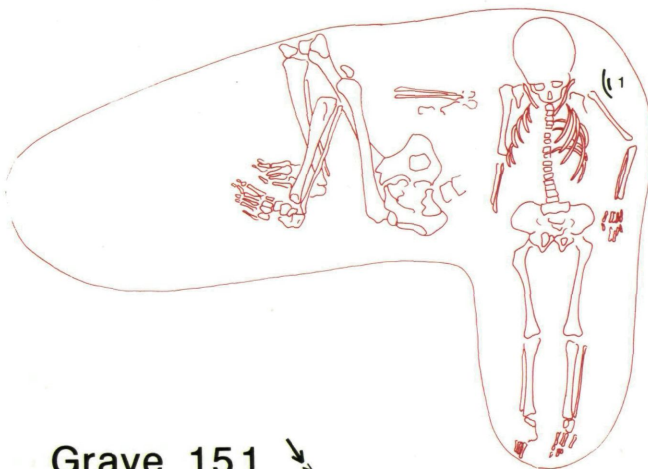


Grave 141 ↓
N

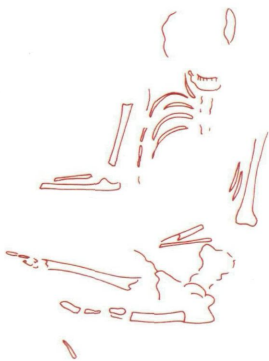


Grave 148 ↓
N

Grave 149 ↓
N



Grave 151 ↓
N



Grave 150 ↓
N


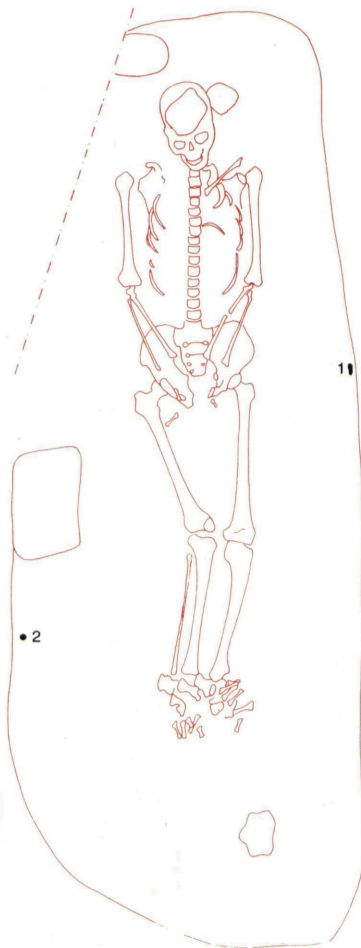
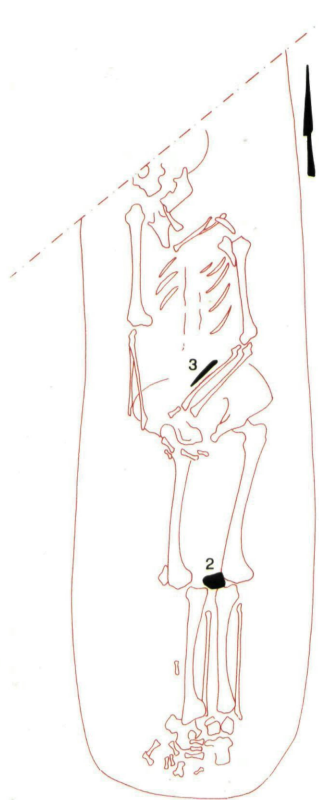


Figure 50 Grave plans 136-151: scale 1:20

Grave 152 →



Grave 161 →



Grave 164 →



Figure 51 Grave plans 152-164: scale 1:20

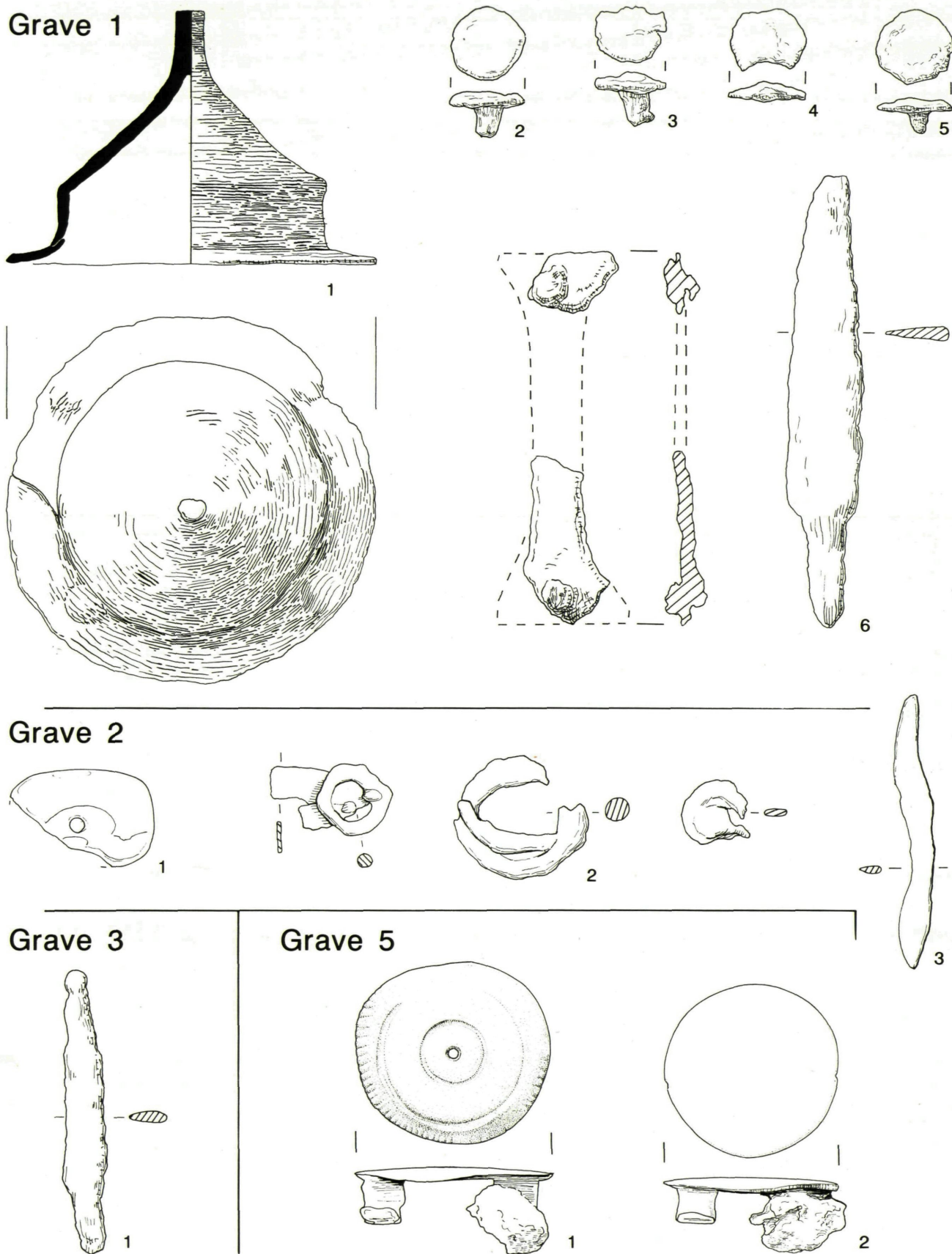
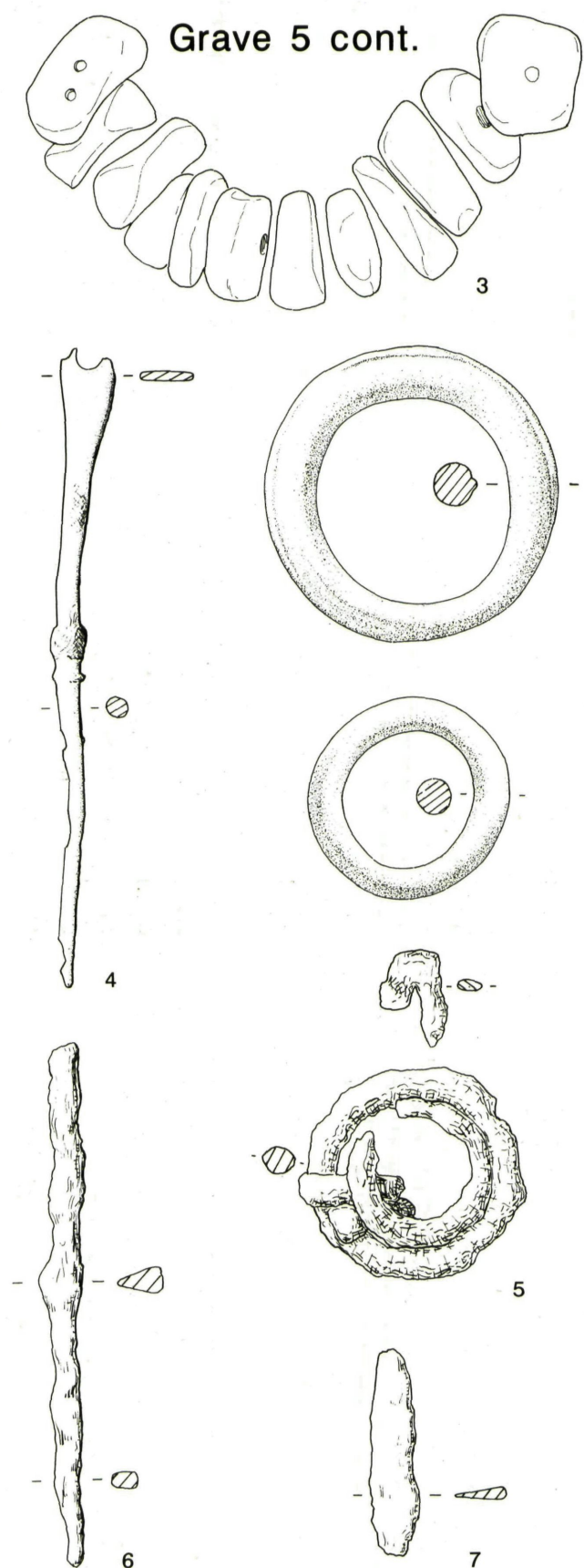


Figure 52 Graves 1-5, grave goods: scales 1:2 1/1-6, 2/2-3 and 3/1. 1:1 2/1 and 5/1-2



Grave 6

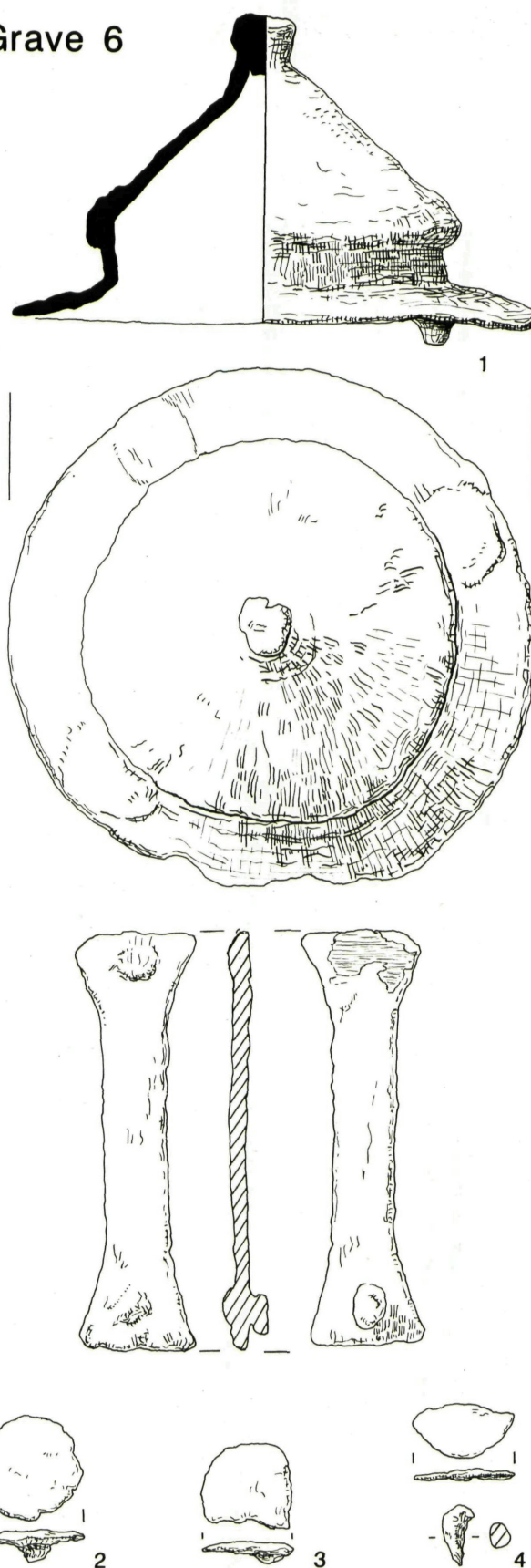
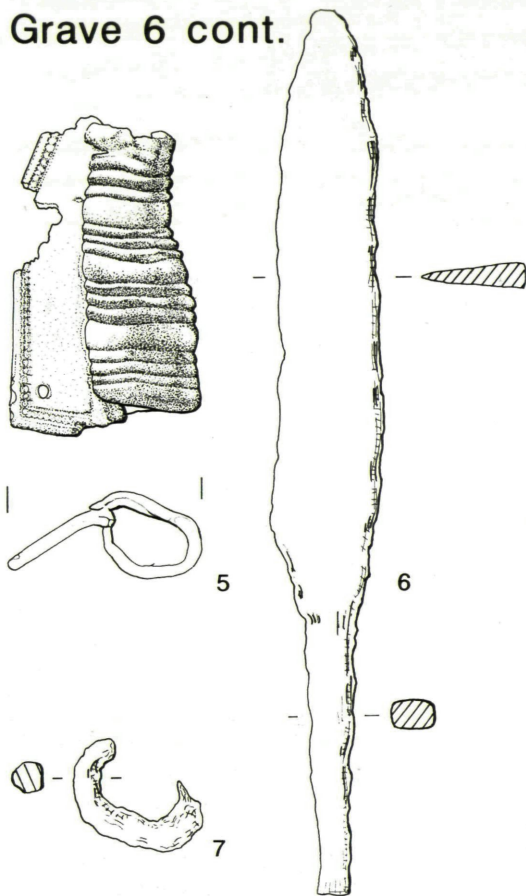
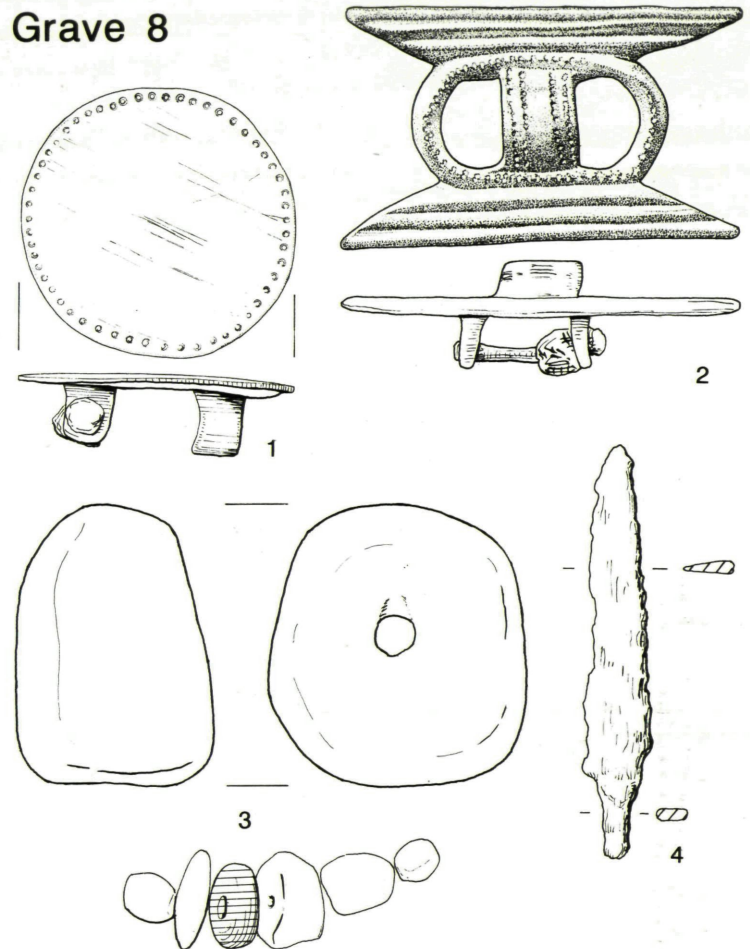


Figure 53 Graves 5-6, grave goods: scales 1:2 5/6-7 and 6/1-4. 1:1 4/3-5

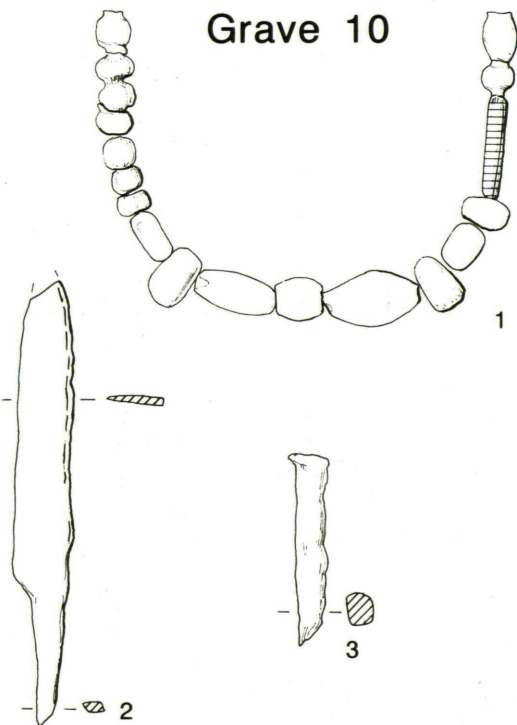
Grave 6 cont.



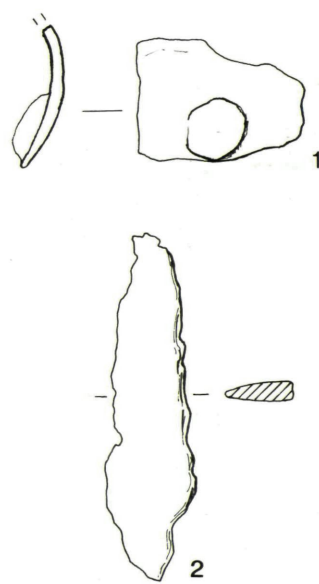
Grave 8



Grave 10



Grave 11



Grave 15

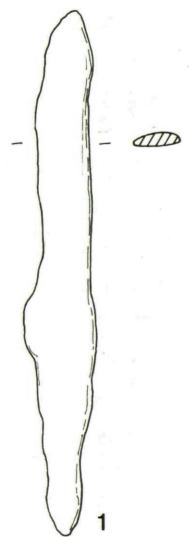
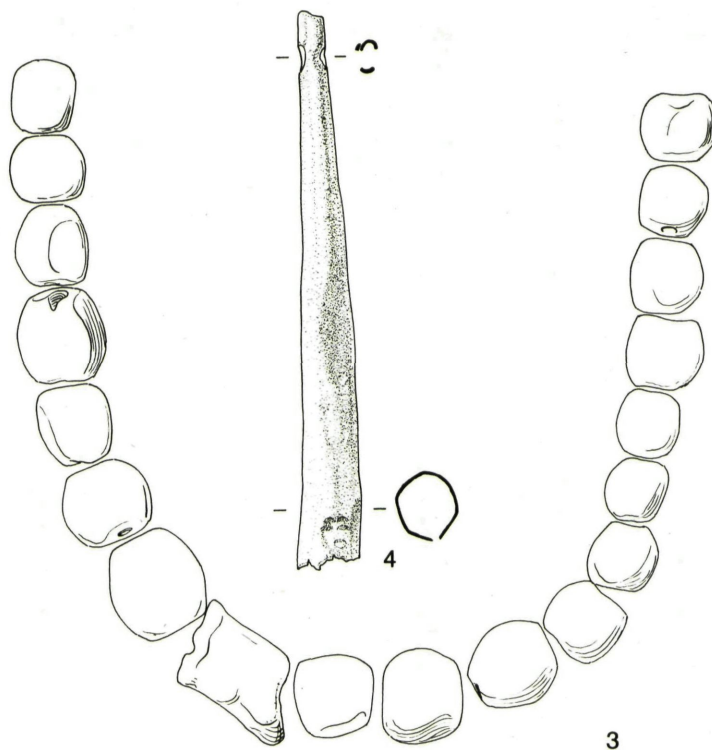
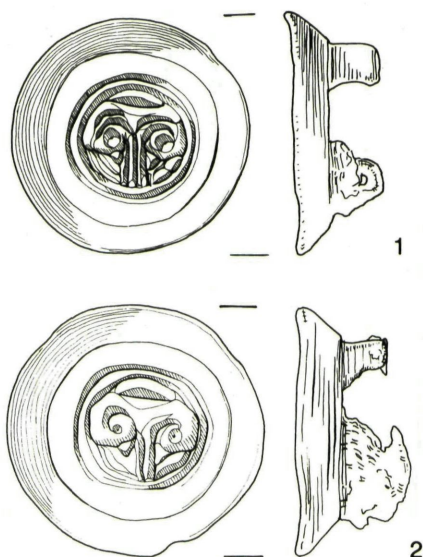
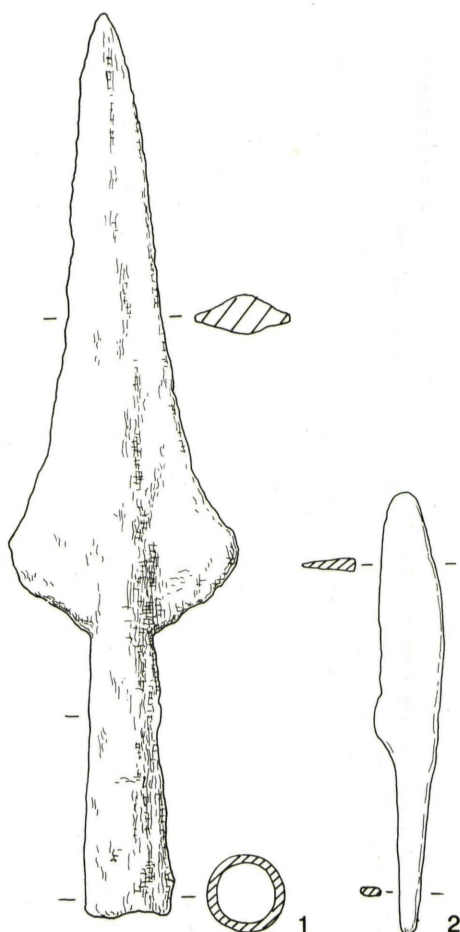


Figure 54 Graves 6-15, grave goods: scales 1:2 6/7, 8/4, 10/2-3, 11/1-2 and 15/1. 1:1 6/5-6, 8/1-3 and 10/1


Grave 18



Grave 20



Grave 21



Grave 22




Figure 55 Graves 18-22, grave goods: scales 1:2 20/1-2. 1:1 18/1-4, 21/1-3 and 22/1

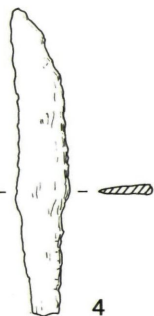
Grave 22 cont.



2

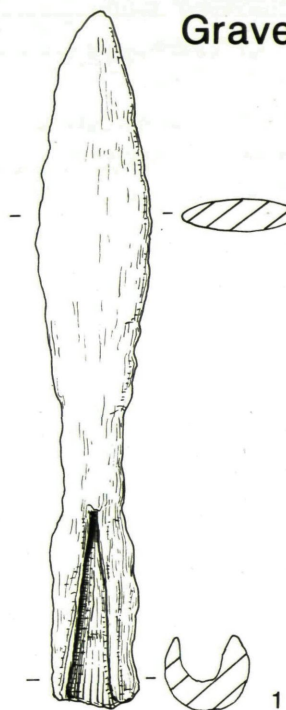


3

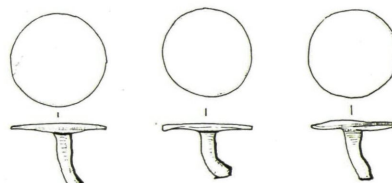



4

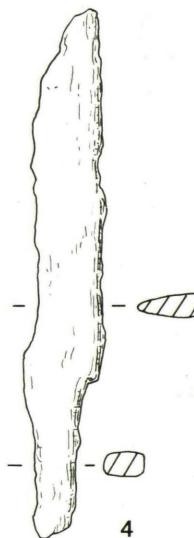
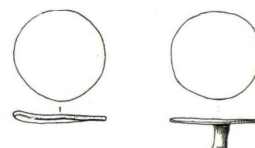
Grave 24



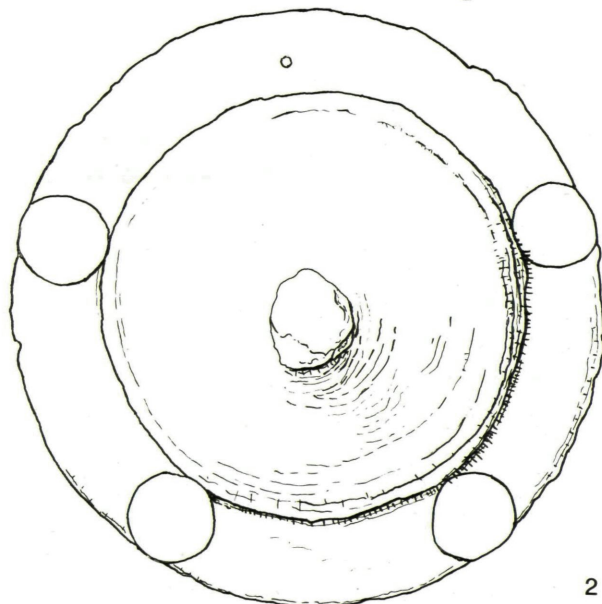
1



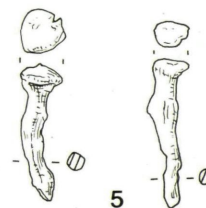
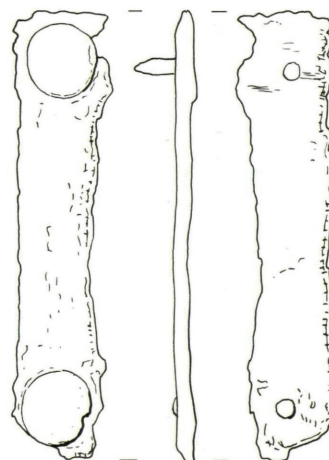
3



4



2



5

Figure 56 Graves 22-24, grave goods: scales 1:2 22/3-4 and 24/1-5. 1:1 22/2

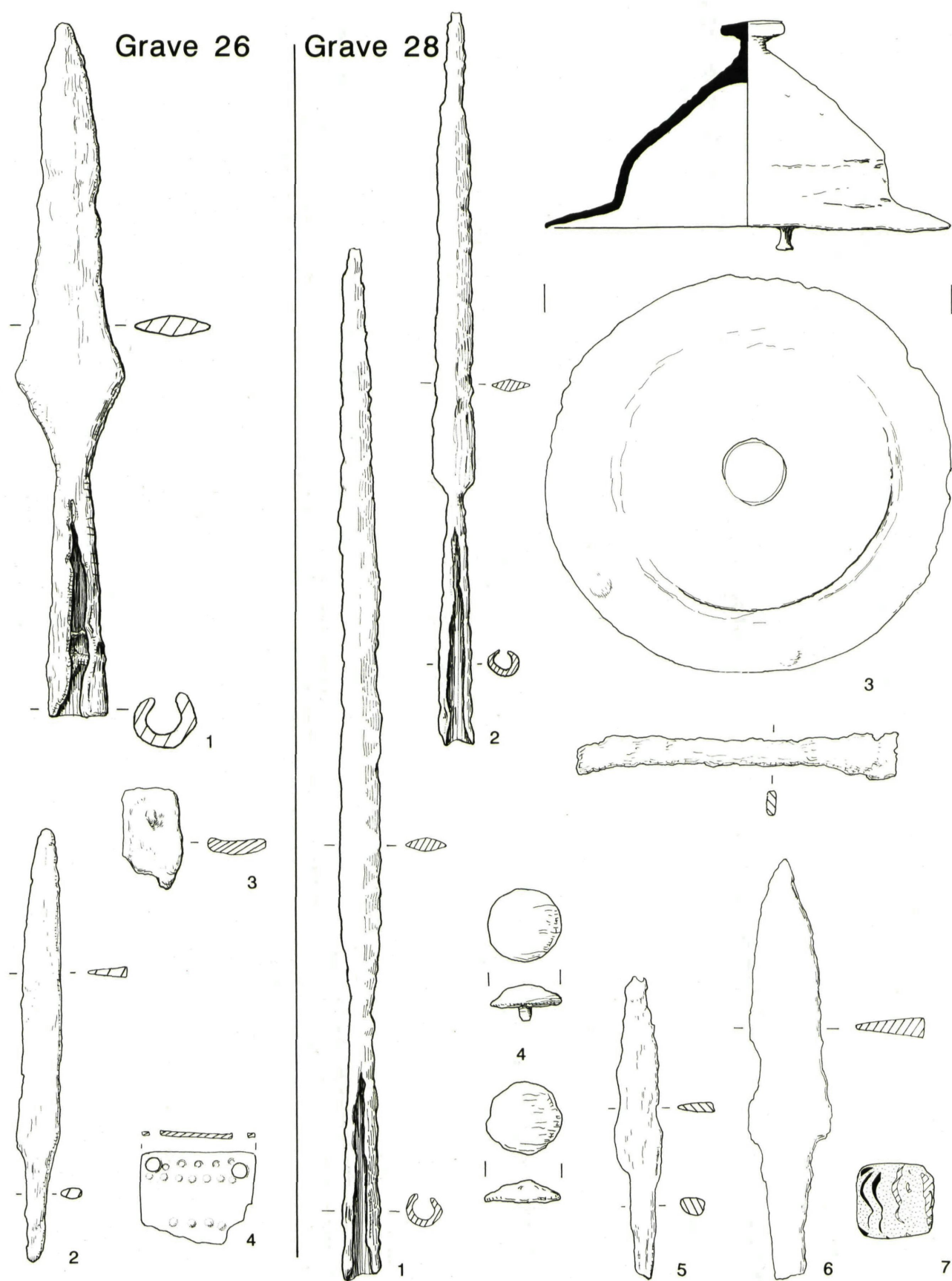


Figure 57 Graves 26-28, grave goods: scales 1:2 26/1-3 and 28/1-6. 1:1 26/4 and 28/7

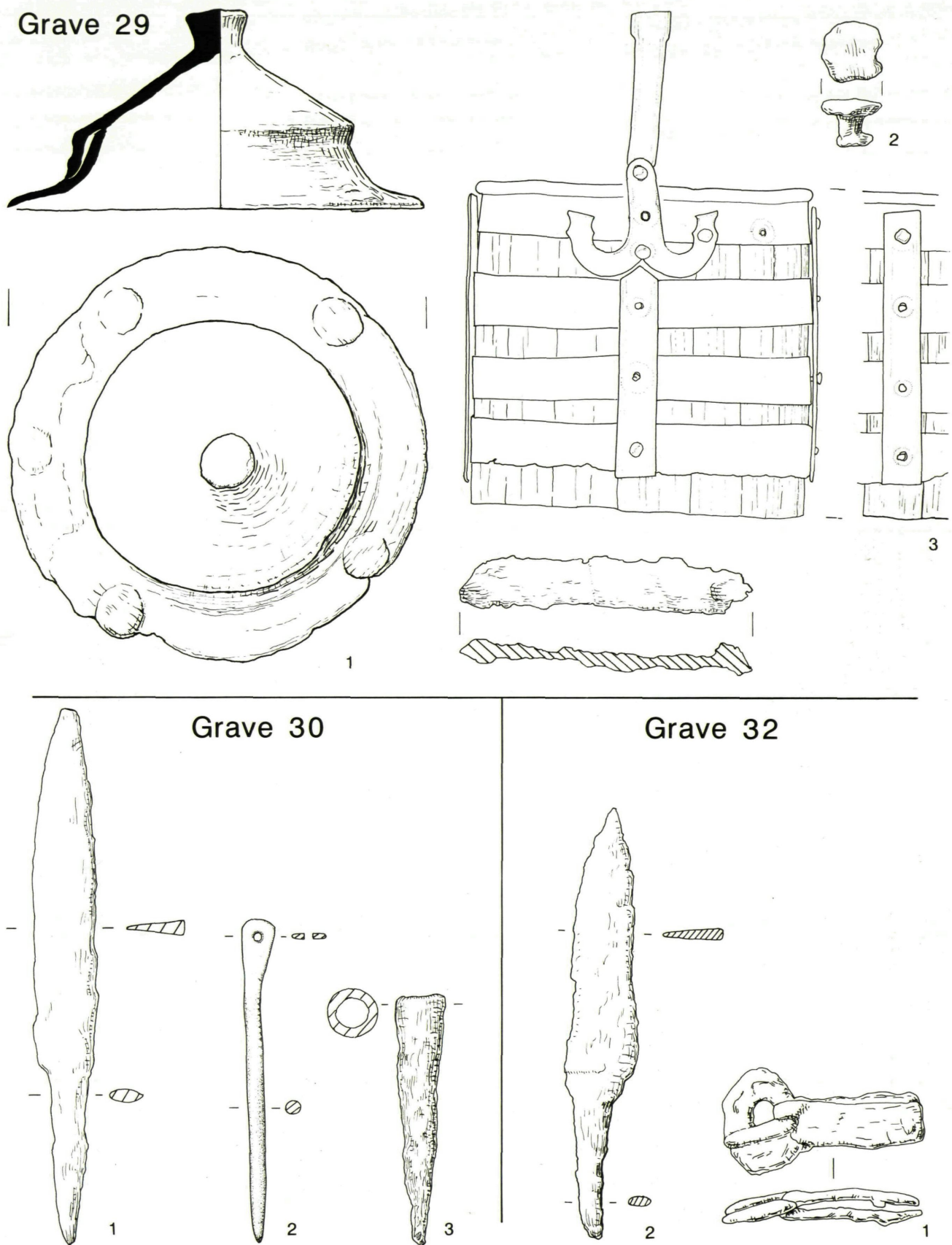
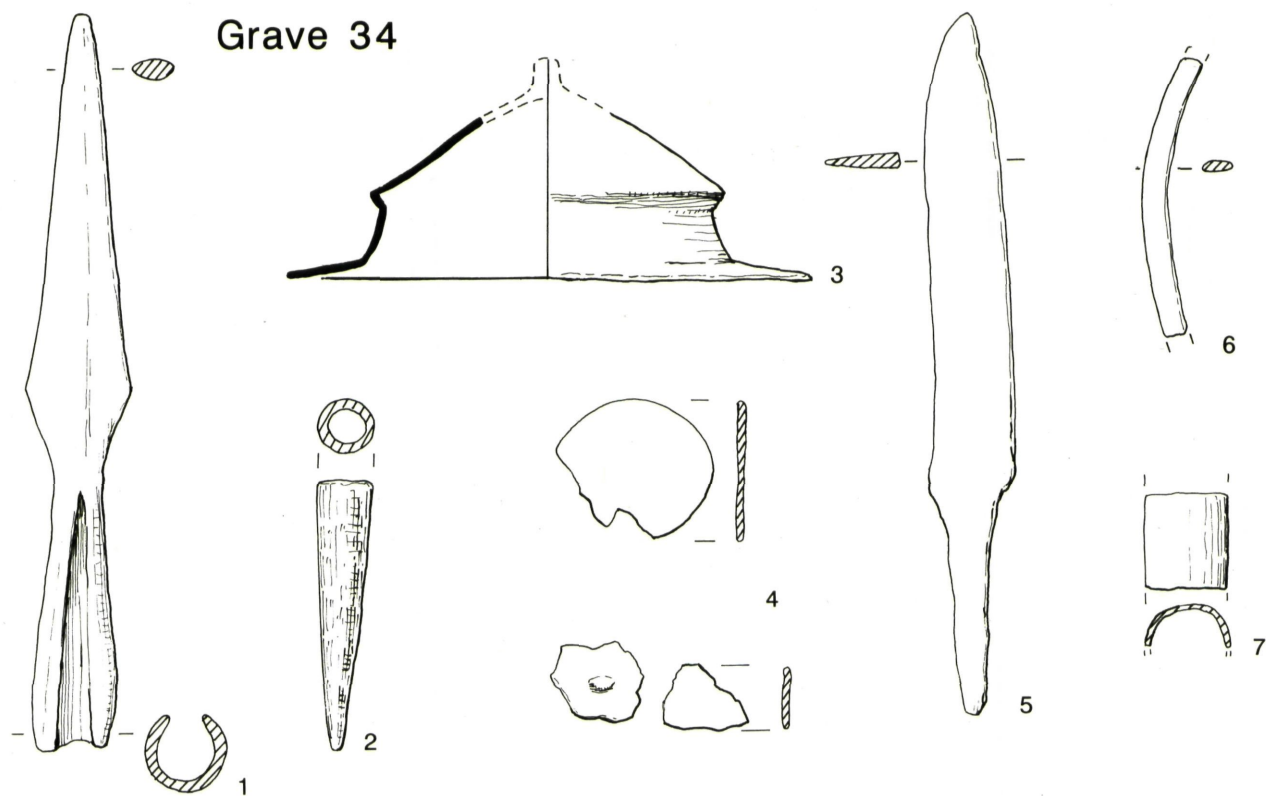
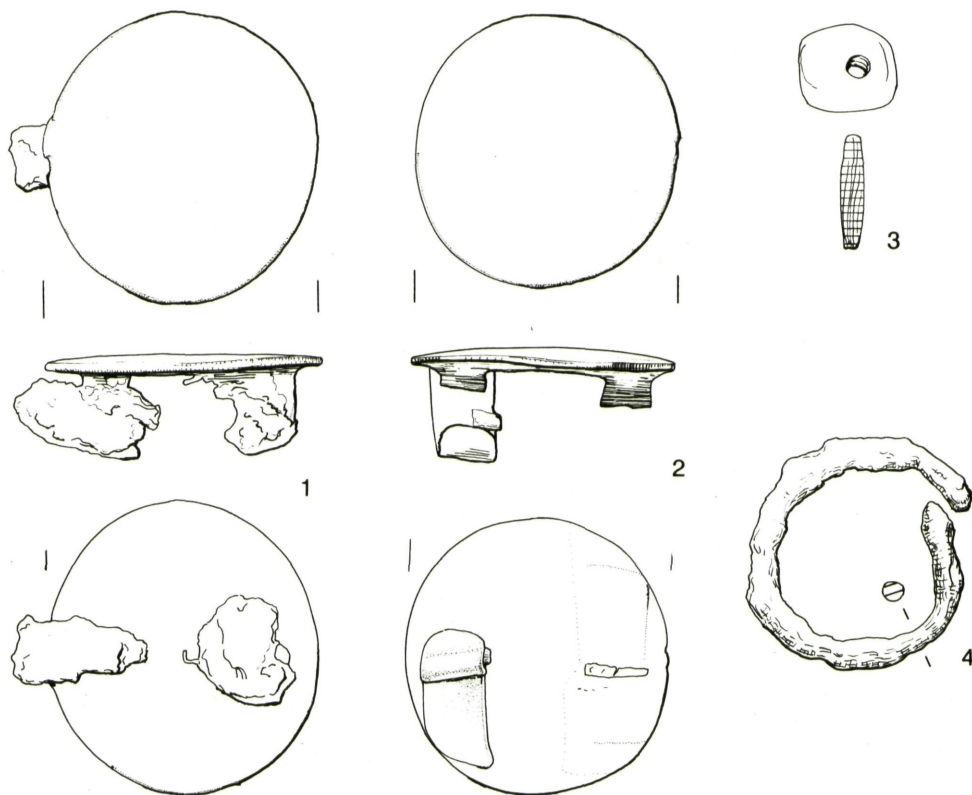


Figure 58 Graves 29-32, grave goods: scales 1:2 29/1-3, 30/3 and 32/1-2. 1:1 30/1-2



Grave 35



Grave 37

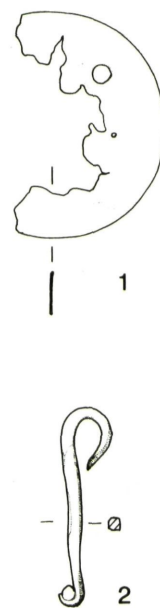
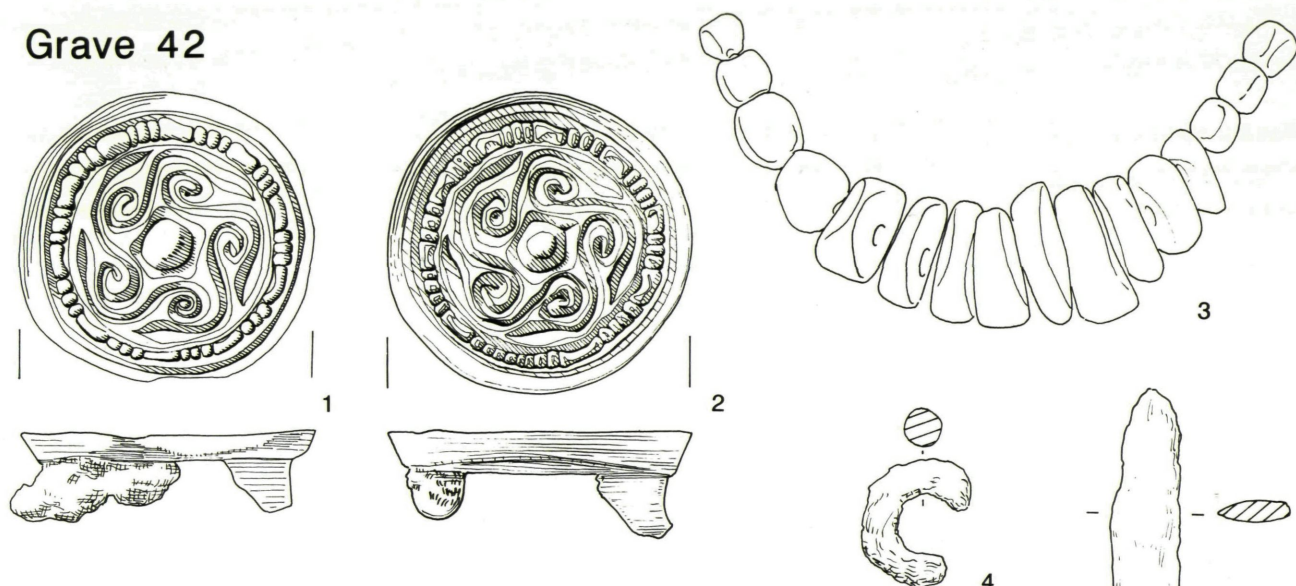


Figure 59 Graves 34-37, grave goods: scales 1:2 34/1-7 and 35/4. 1:1 35/1-3 and 37/1-2

Grave 42



Grave 43

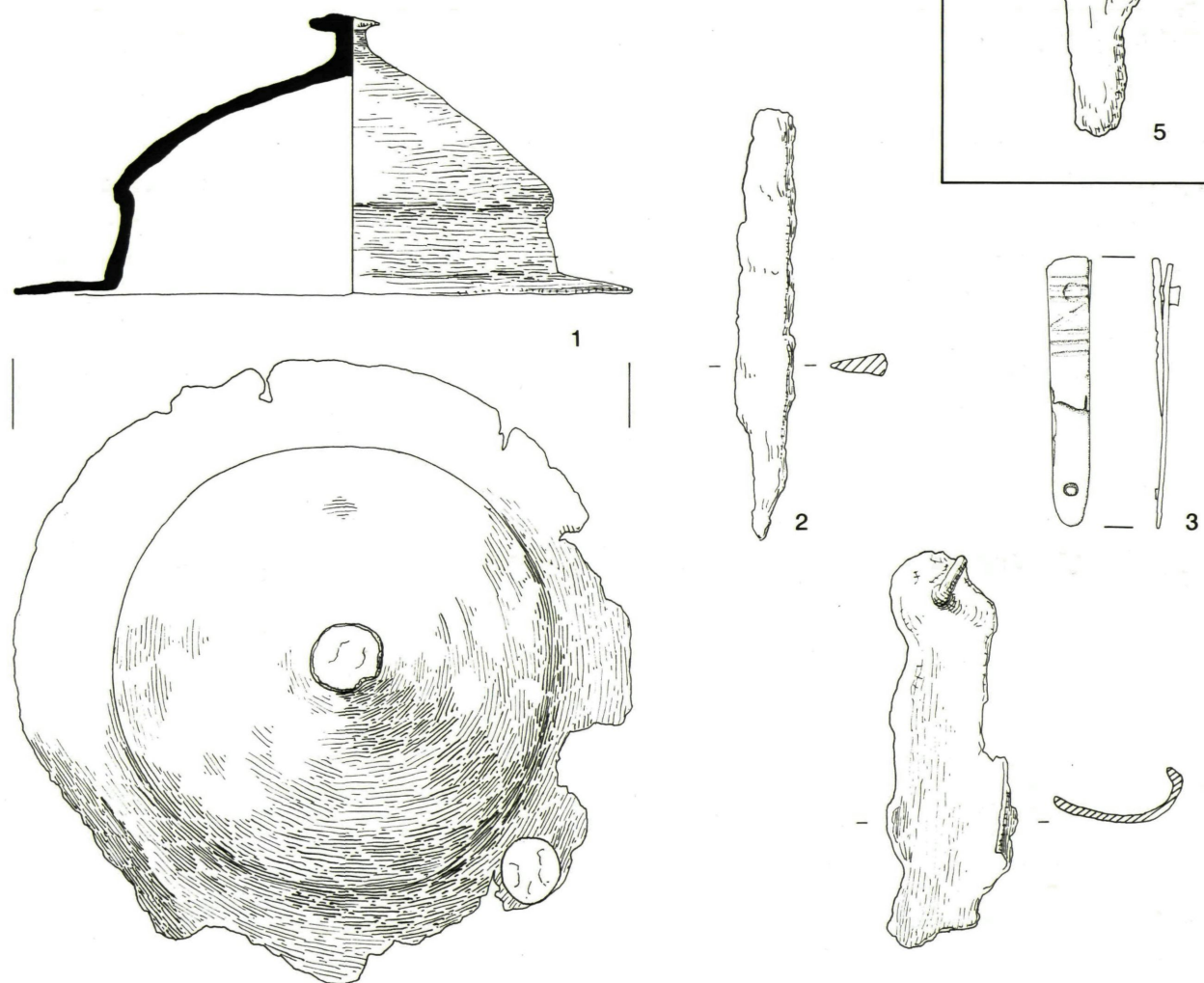
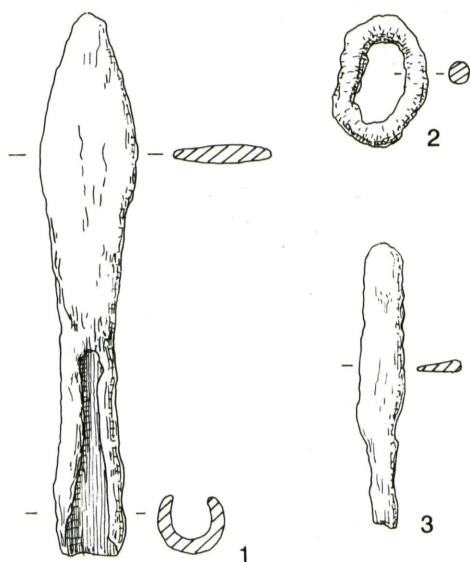
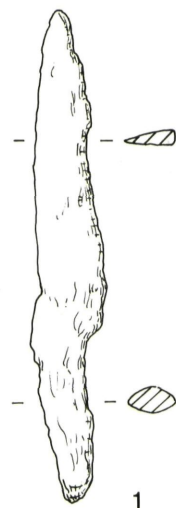


Figure 60 Graves 42-43, grave goods: scales 1:2 42/4-5 and 43/1-2. 1:1 42/1-3 and 43/3

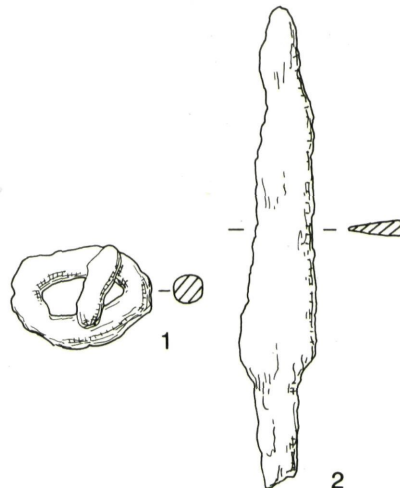
Grave 47



Grave 48



Grave 50



Grave 49

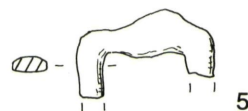
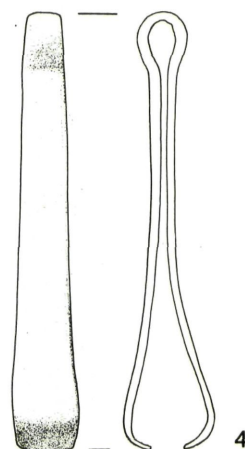
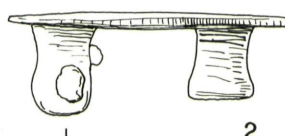
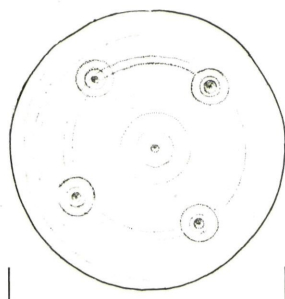
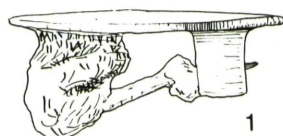
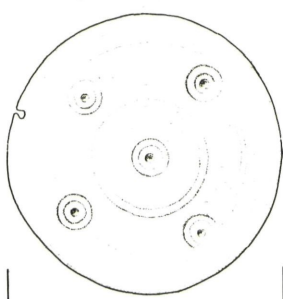


Figure 61 Graves 47-50, grave goods: scales 1:2 47/1-3, 48/1, 49/5 and 50/1-2. 1:1 49/1-4

Grave 51

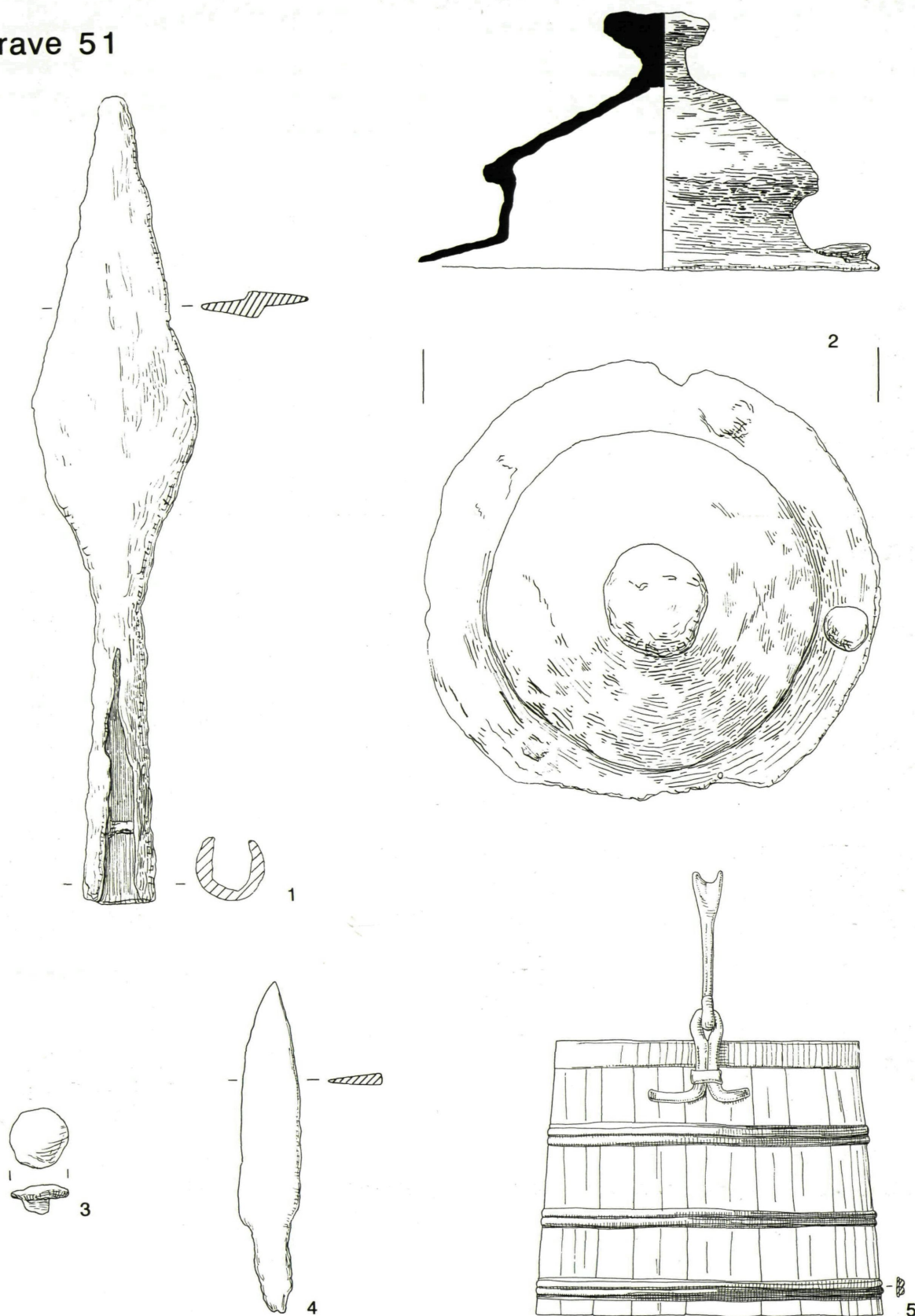
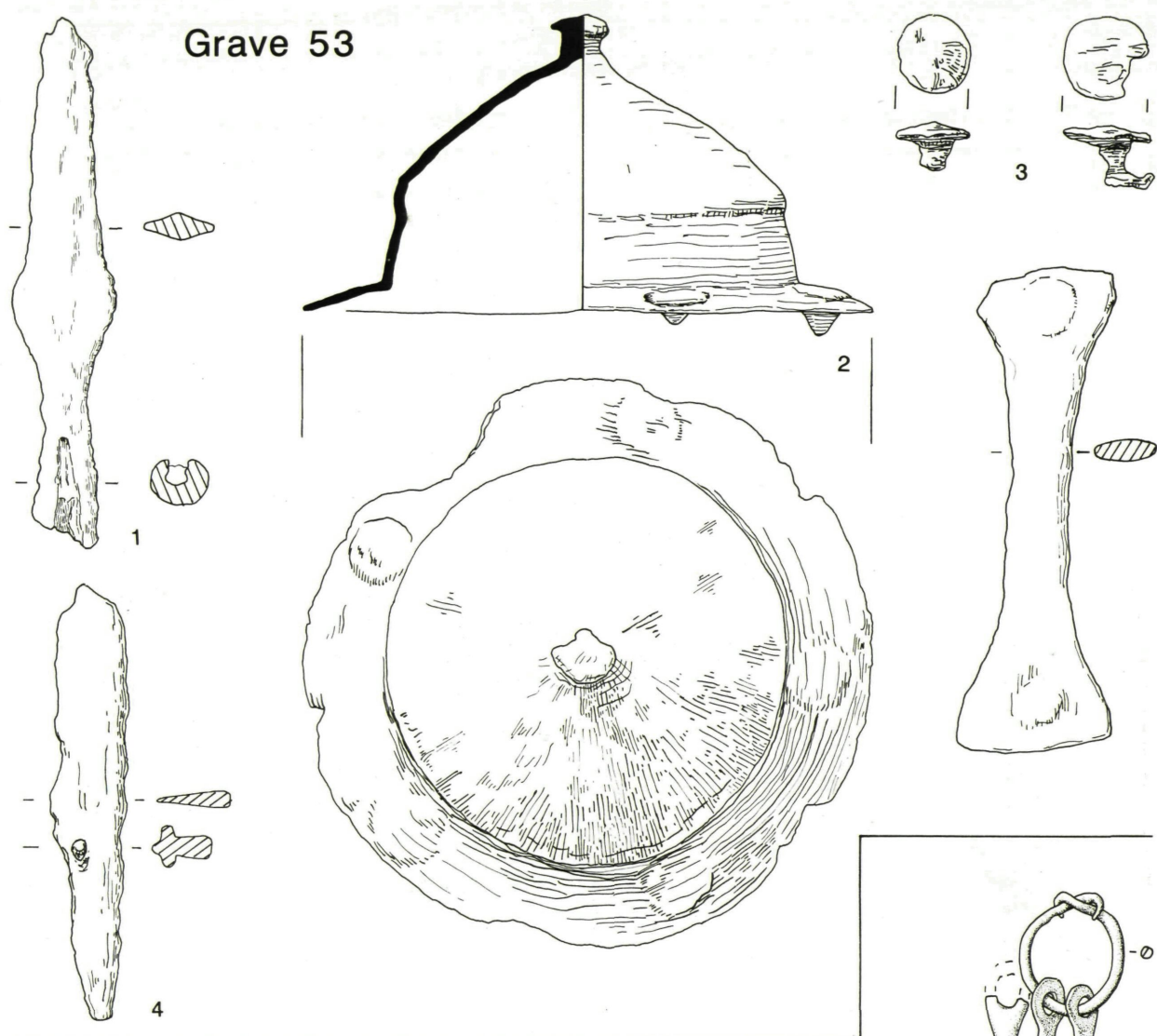


Figure 62 Grave 51, grave goods: scale 1:2



Figure 63 Grave 52, grave goods: scales 1:2 52/1-5. 1:1 52/6-7



Grave 54

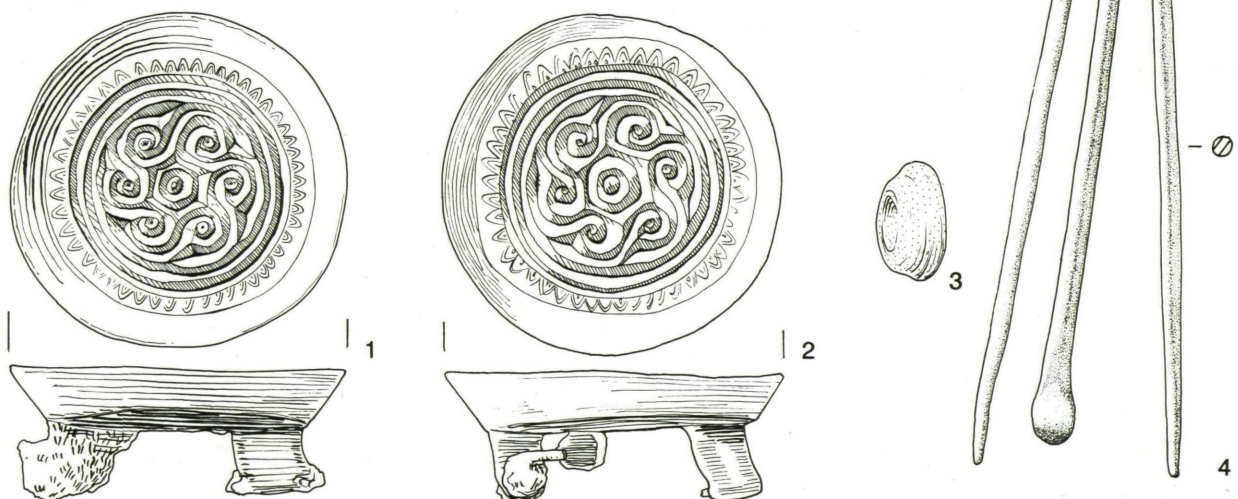
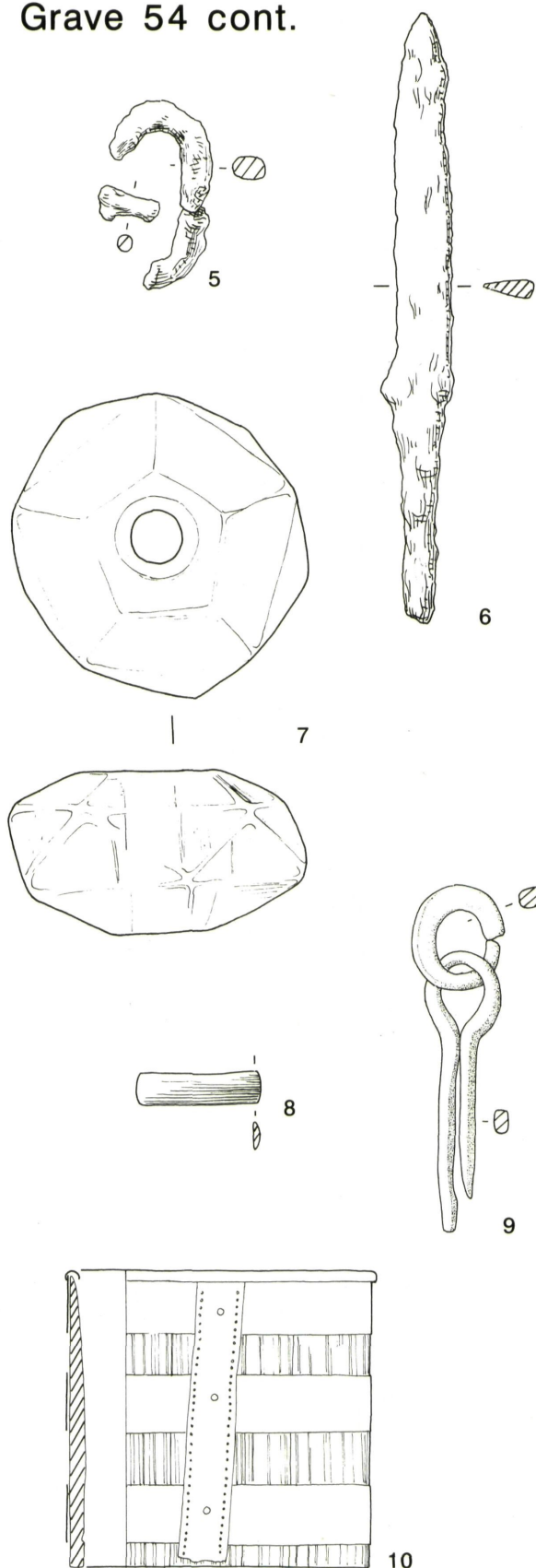


Figure 64 Graves 53-54, grave goods: scales 1:2 53/1-4. 1:1 54/1-4

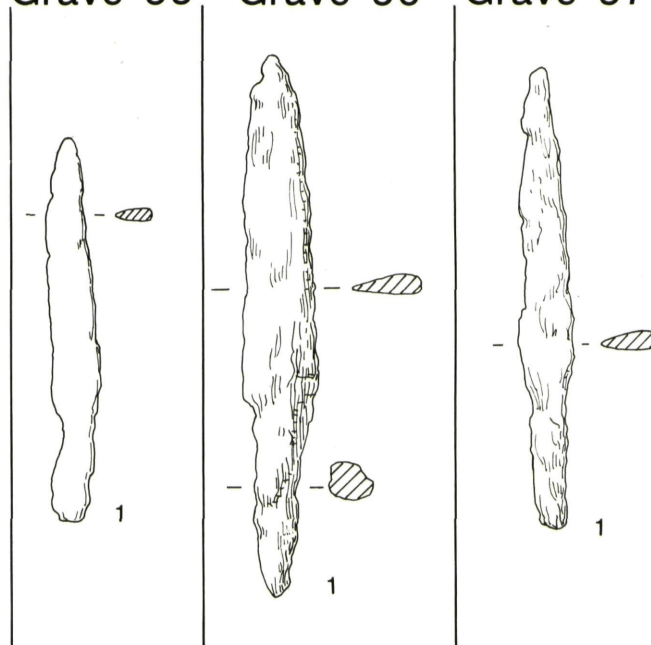
Grave 54 cont.



Grave 55

Grave 56

Grave 57



Grave 58

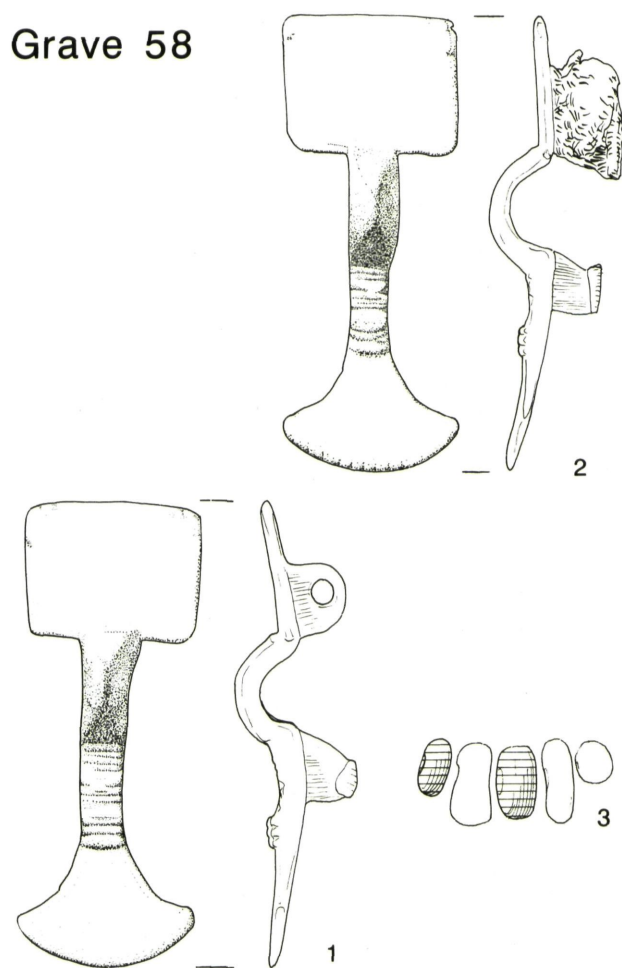
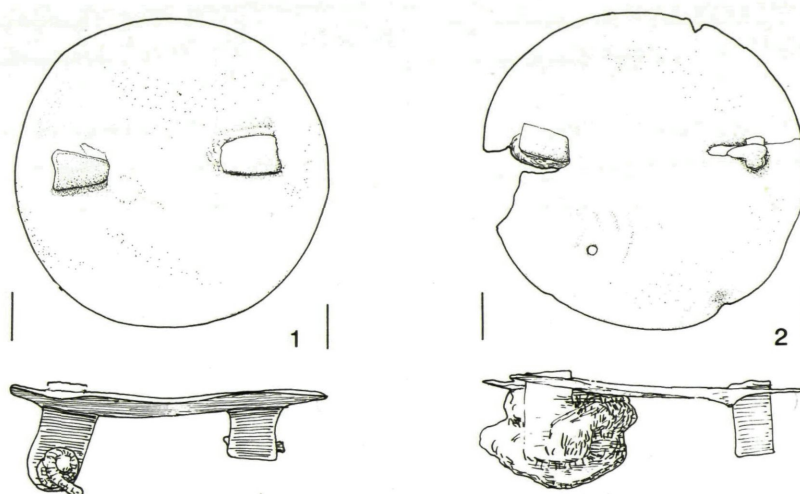
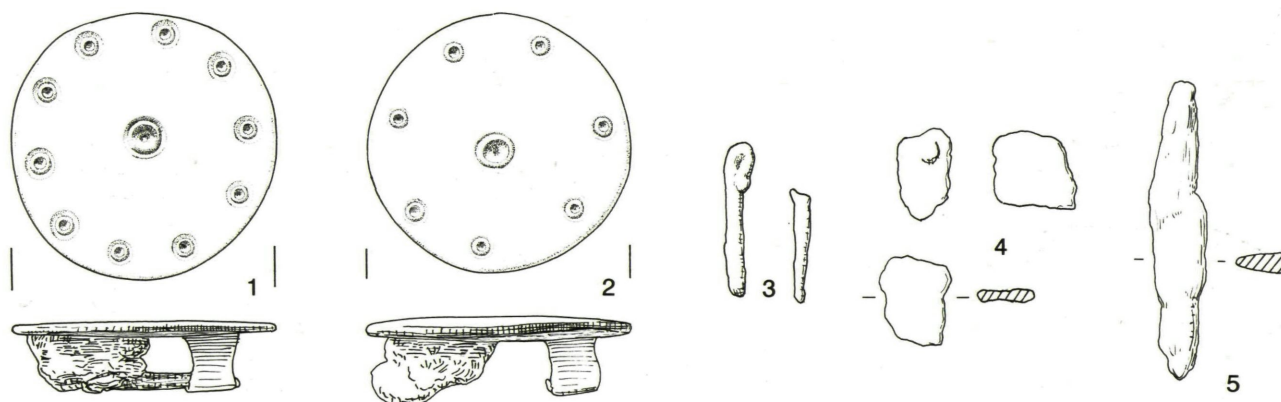


Figure 65 Grave 54-58, grave goods: scales 1:2 54/5-6, 54/10, 55/1, 56/1 and 57/1. 1:1 54/7-9 and 58/1-3

Grave 59



Grave 60



Grave 61

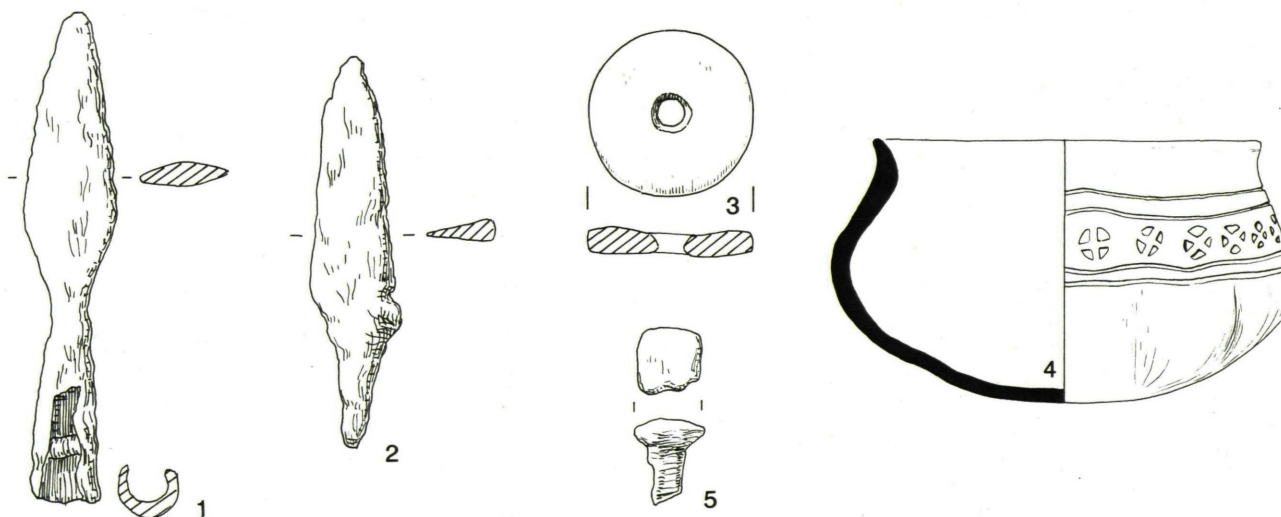
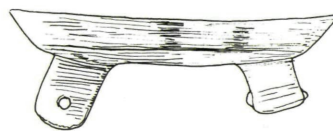
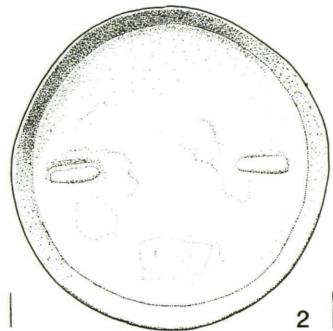
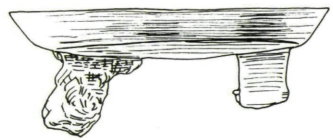
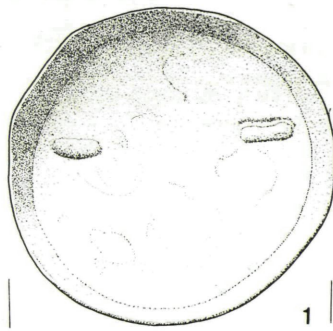


Figure 66 Graves 59-61, grave goods: scales 1:2 60/3-5, 61/1-2 and 61/4. 1:1 63/1-3, 63/5, 64/1-2 and 64/5

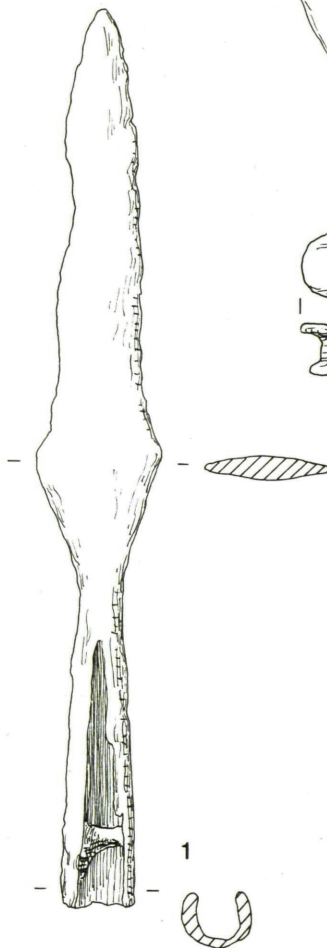
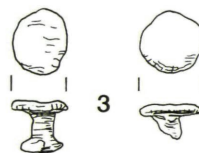
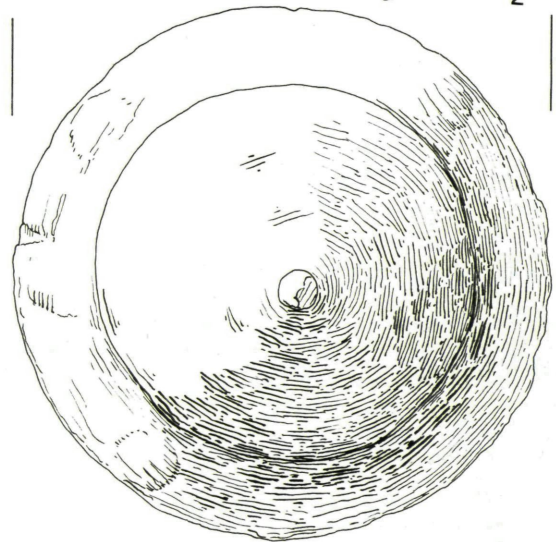
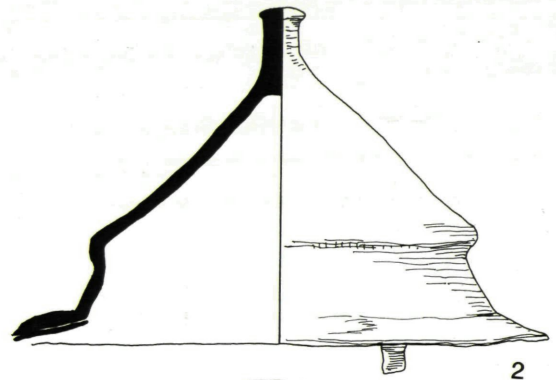
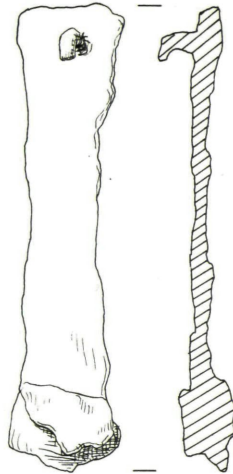


Figure 67 Graves 63-64, grave goods: scales 1:2 63/4 and 64/3-4. 1:1 63/1-3, 63/5, 64/1-2 and 64/5

Grave 66



Grave 69



Grave 68

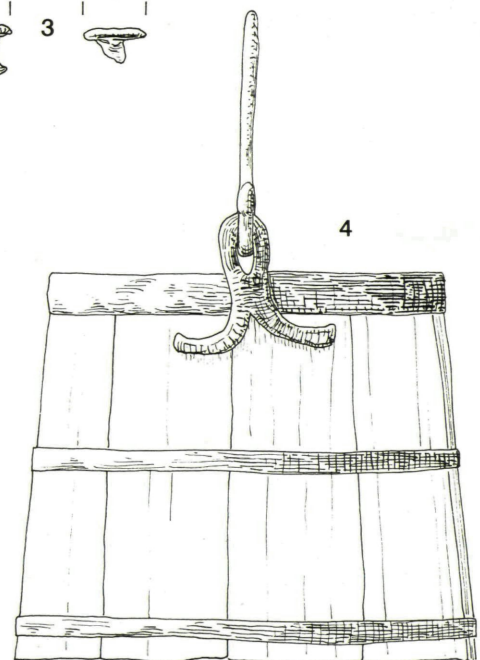
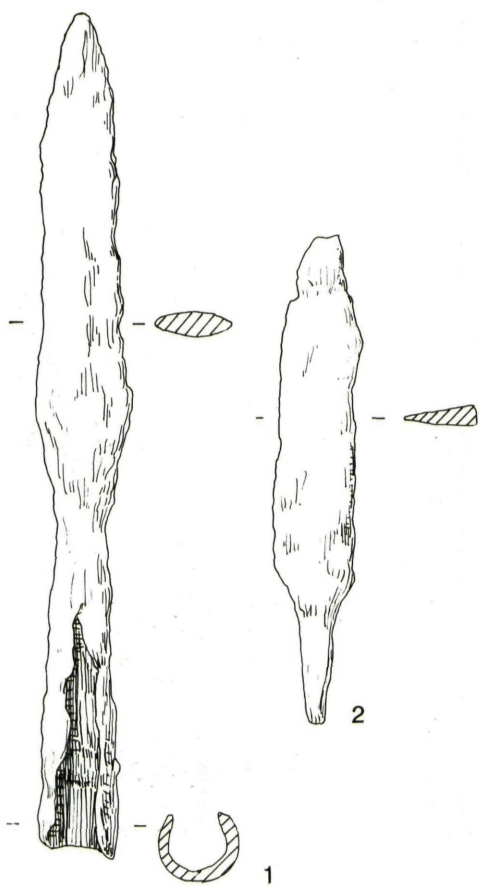
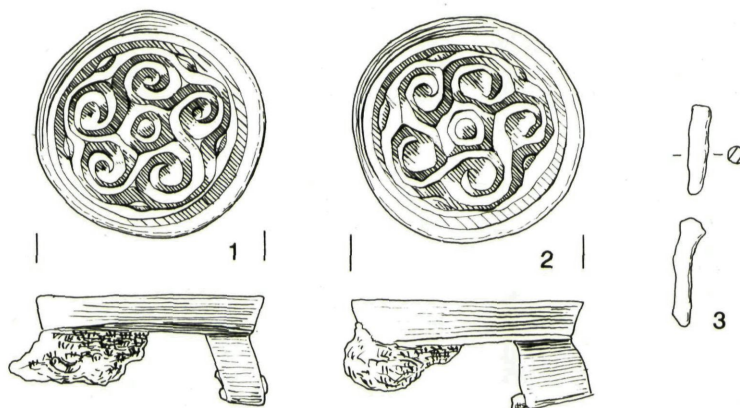


Figure 68 Graves 66-69, grave goods: scales 1:2 69/1-4. 1:1 66/1-3 and 68/1

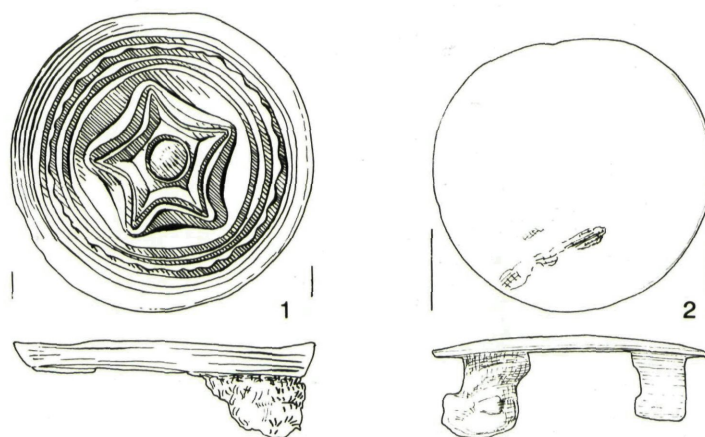
Grave 72



Grave 73



Grave 77



Grave 78

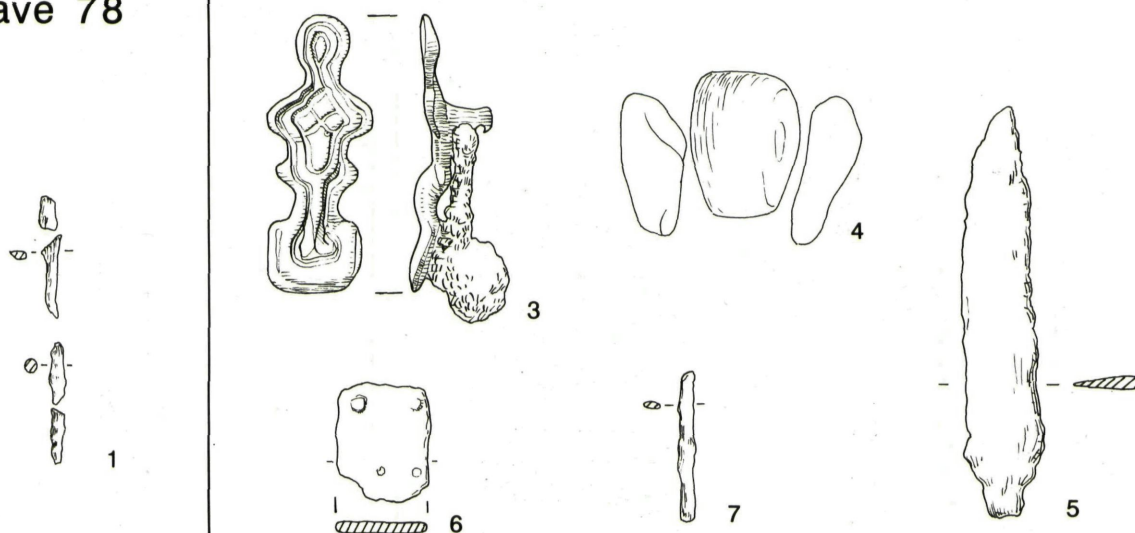
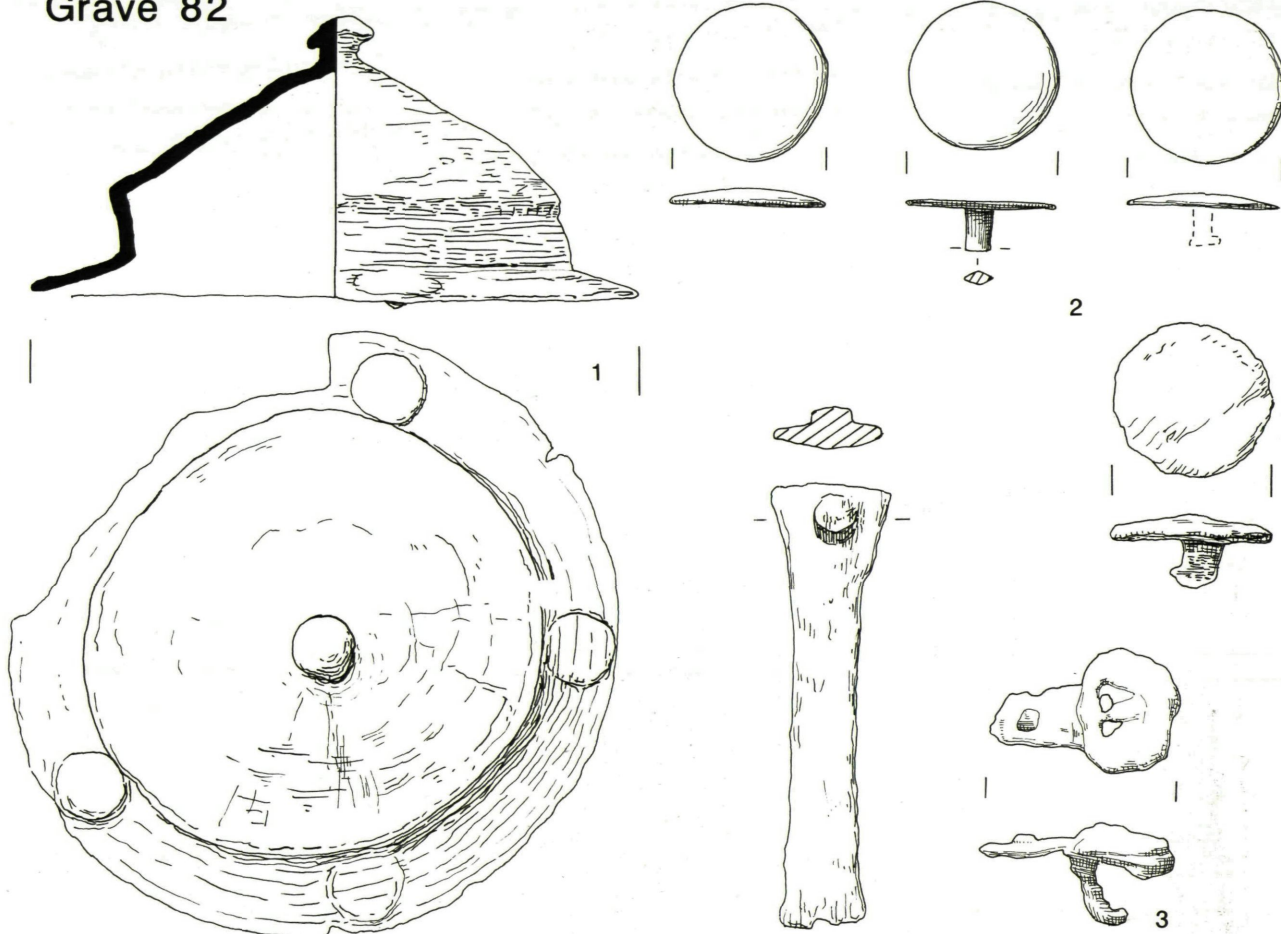


Figure 69 Graves 72-78, grave goods: scales 1:2 72/1-2, 73/3, 77/5-7 and 78/1. 1:1 73/1-2 and 77/1-4

Grave 82



Grave 83

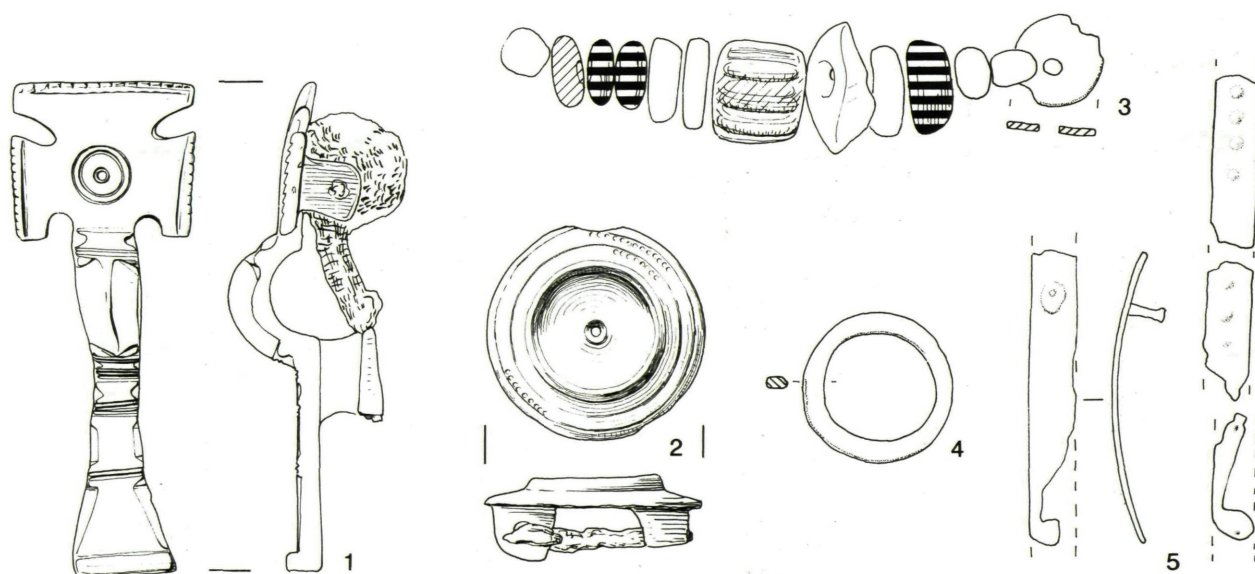


Figure 70 Graves 82-83, grave goods: scales 1:2 82/1-3. 1:1 83/1-5

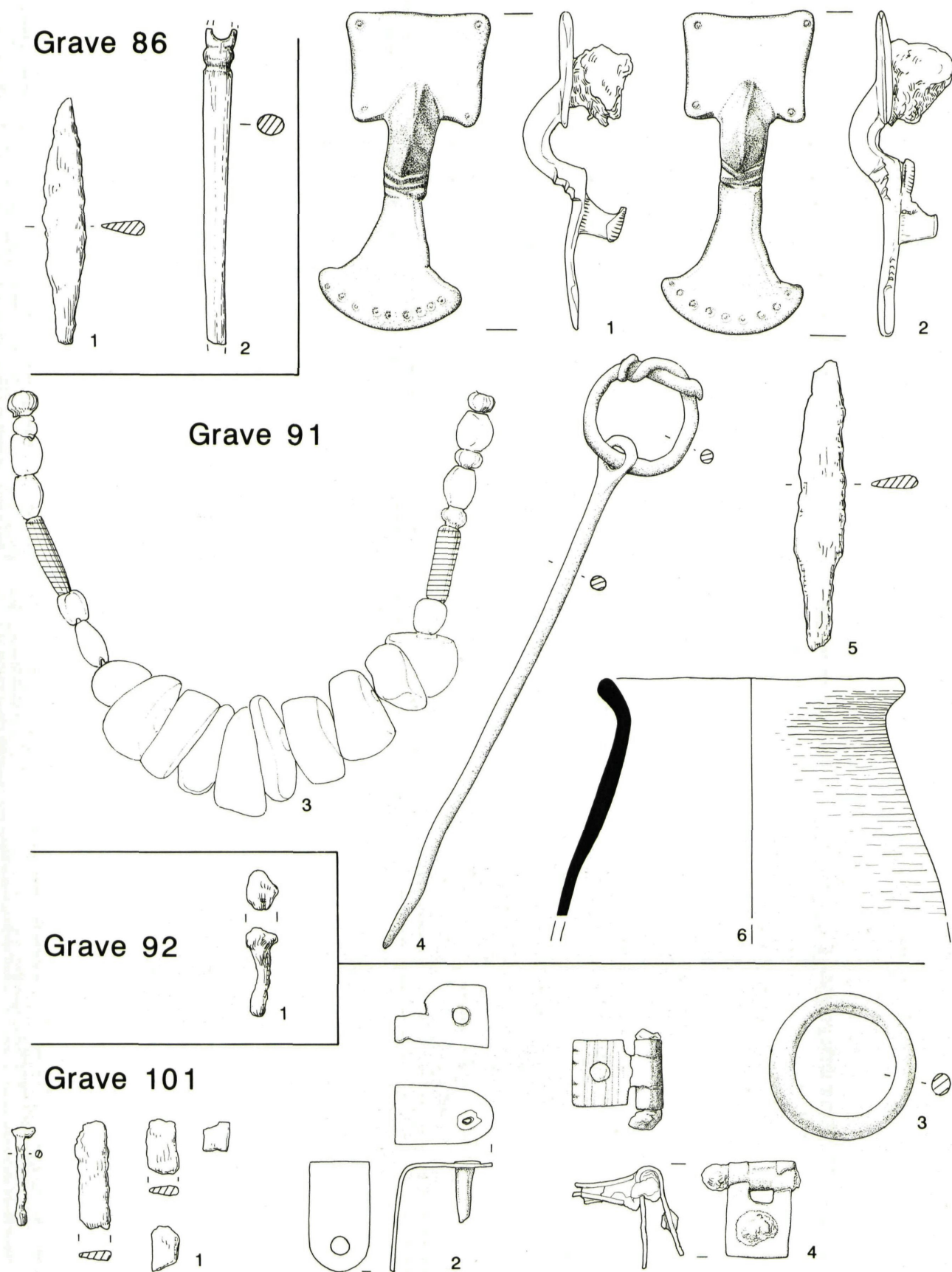
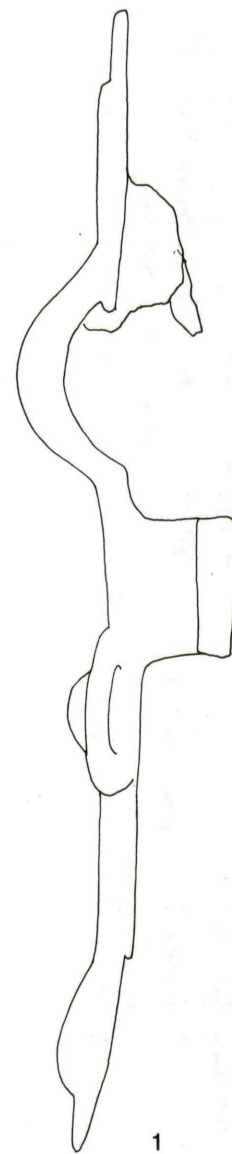
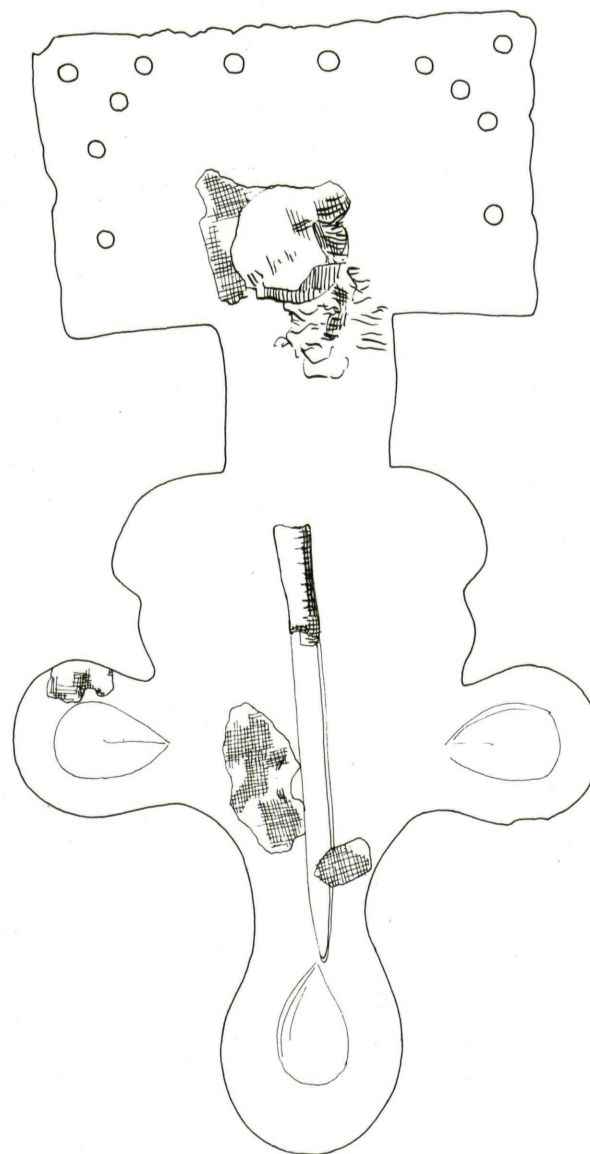
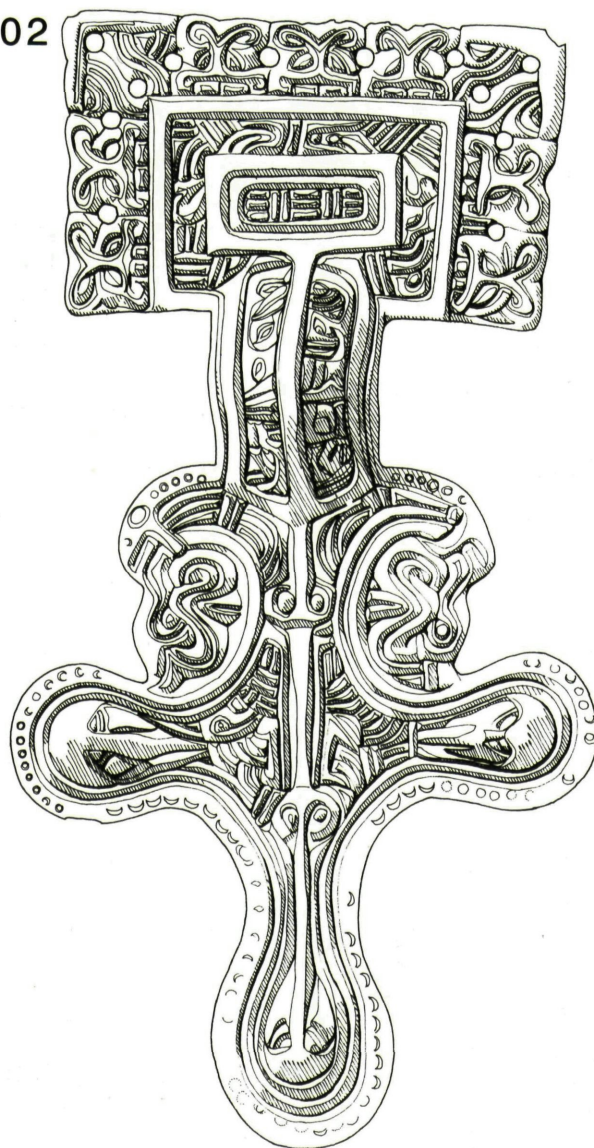


Figure 71 Graves 86-101, grave goods: scales 1:2 86/1, 91/5-6, 92/1 and 101/1. 1:1 86/2, 91/1-4 and 101/2-4

Grave 102

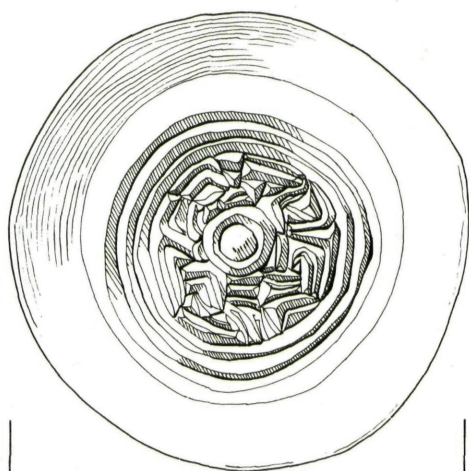


1

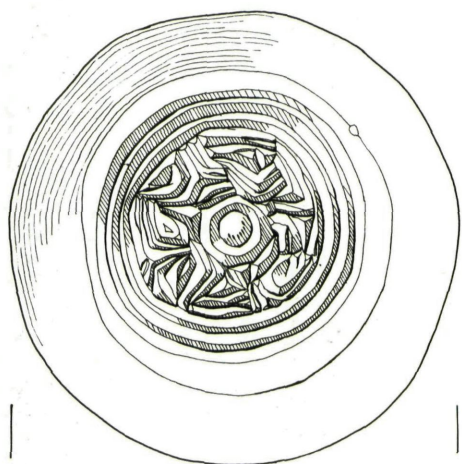
End figures

Figure 72 Grave 102, grave goods: scale 1:1

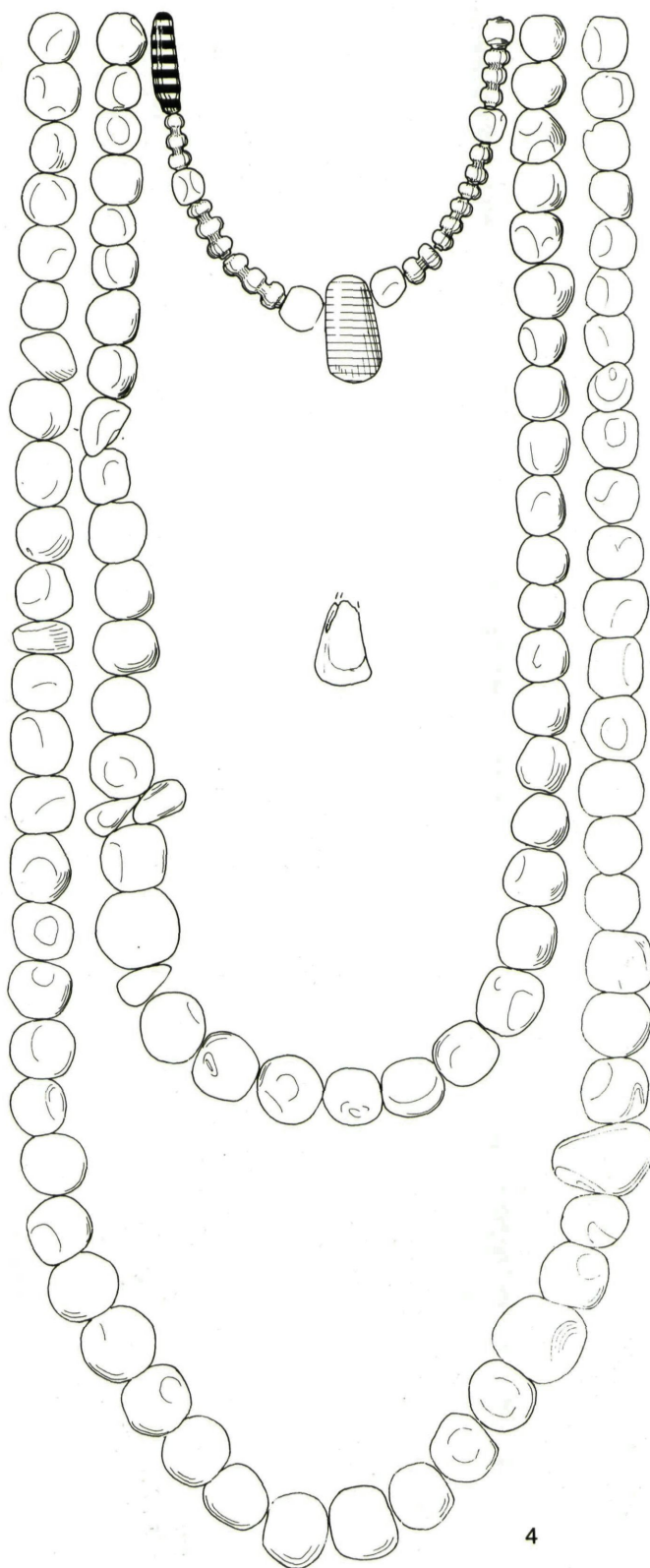
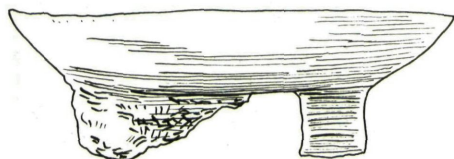
Grave 102 cont.



2



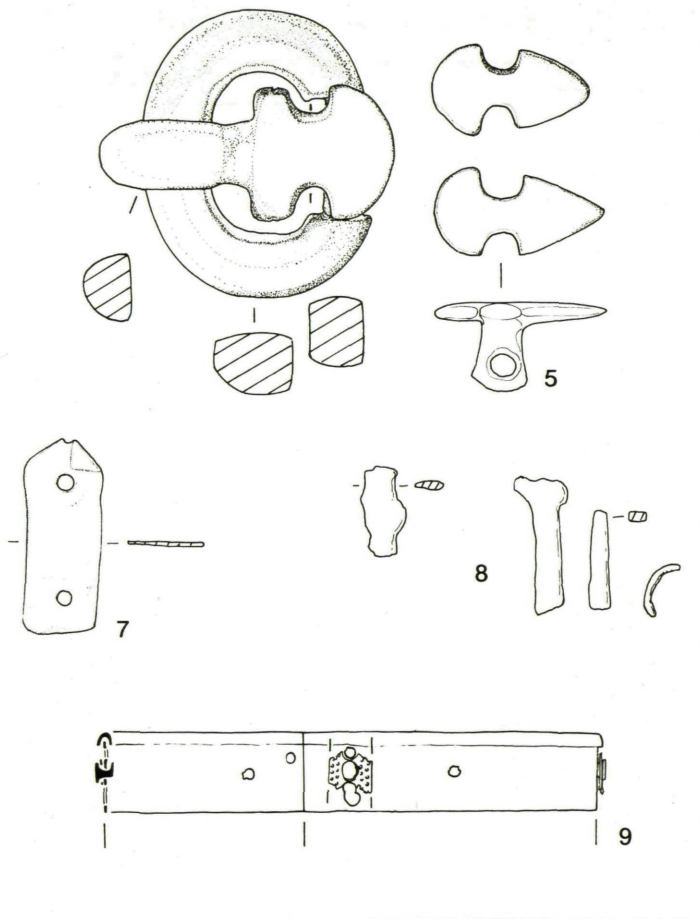
3



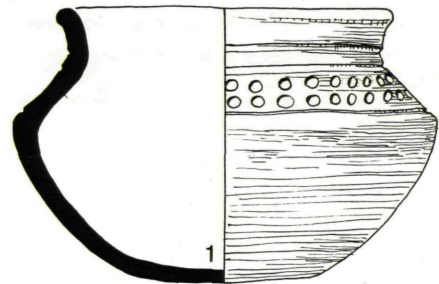
4

Figure 73 Grave 102, grave goods: scales 1:2 102/4. 1:1 102/2-3

Grave 102 cont.



Grave 103



Grave 104

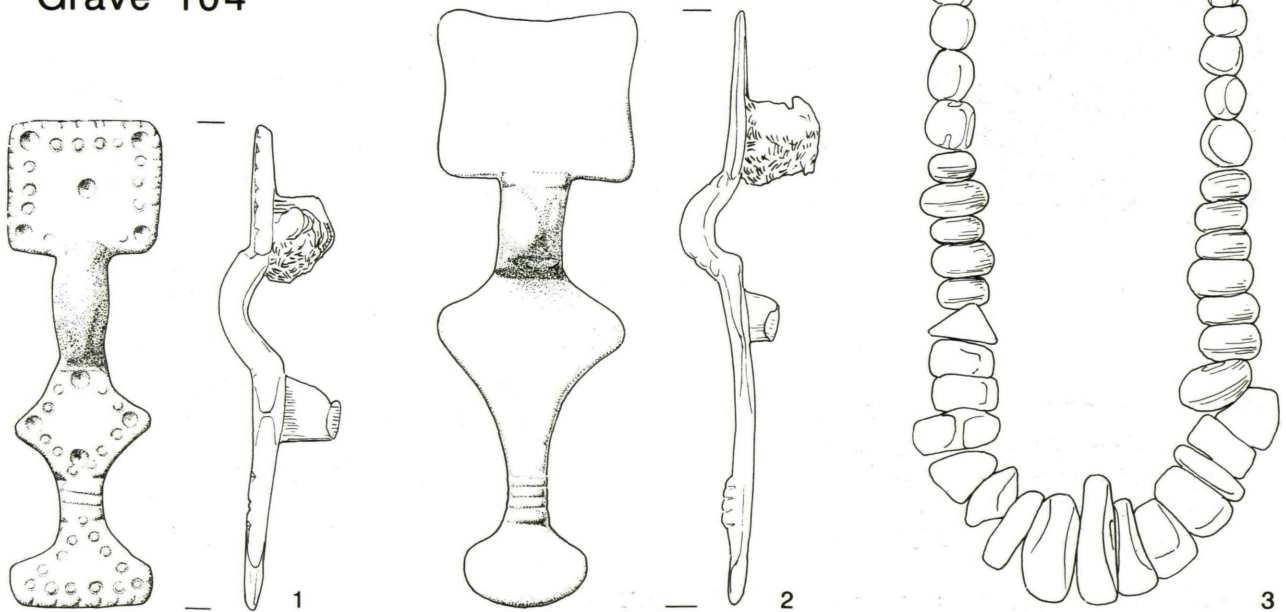
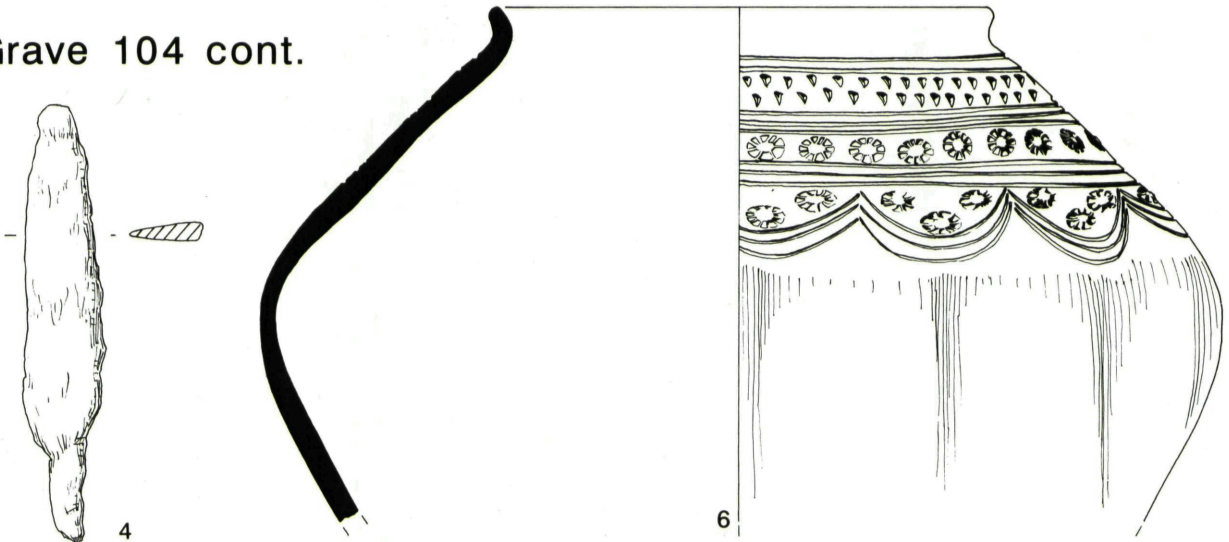
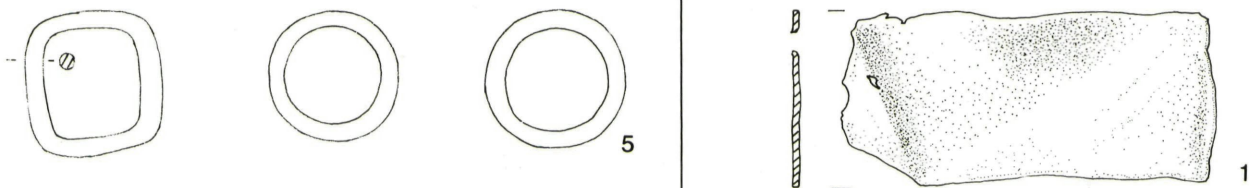


Figure 74 Graves 102-104, grave goods: scales 1:2 102/8-9 and 103/1. 1:1 102/5-7 and 104/1-3

Grave 104 cont.



Grave 106



Grave 107

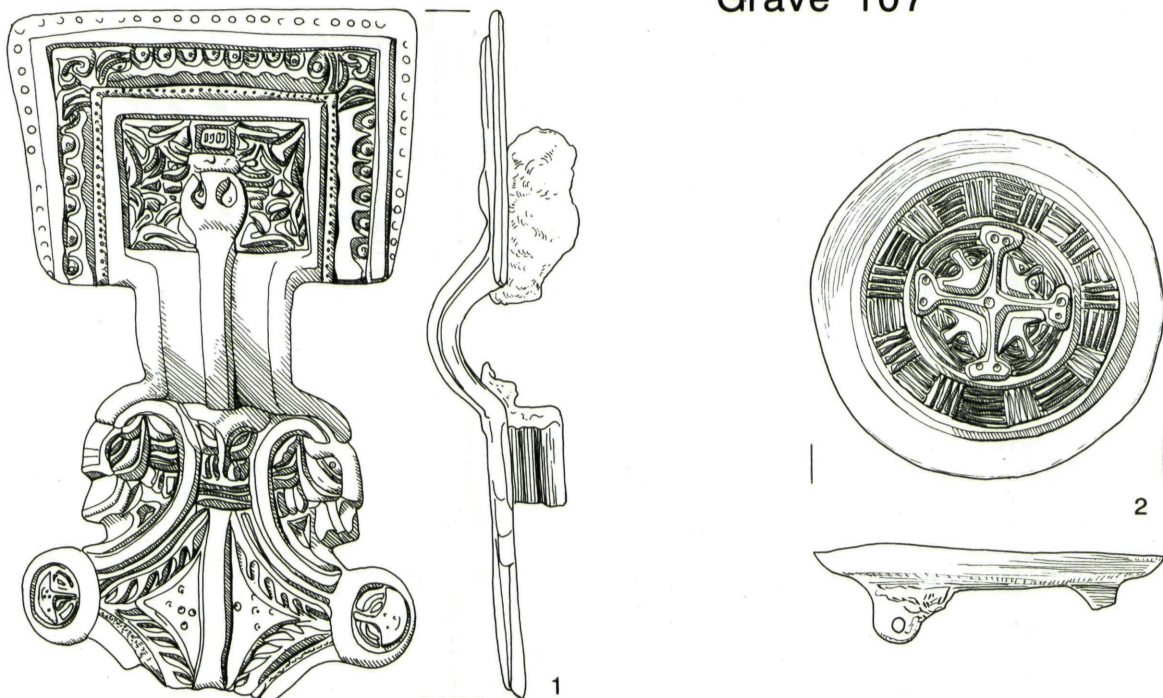


Figure 75 Graves 104-107, grave goods: scales 1:2 104/4-5. 1:1 106/1 and 107/1-2

Grave 107 cont.

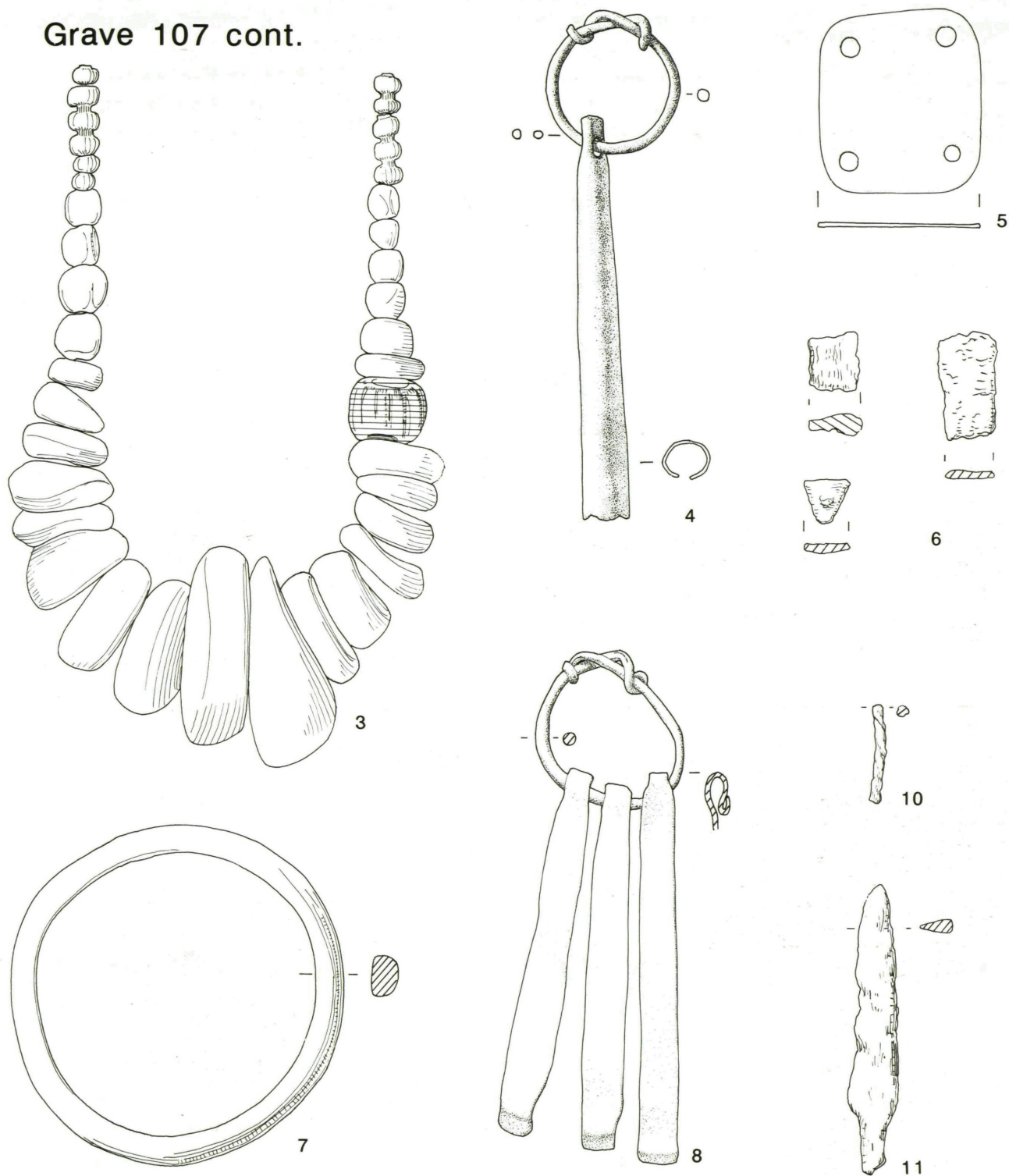


Figure 76 Grave 107, grave goods: scales 1:2 107/6-7 and 107/10-11. 1:1 107/3-5 and 107/8

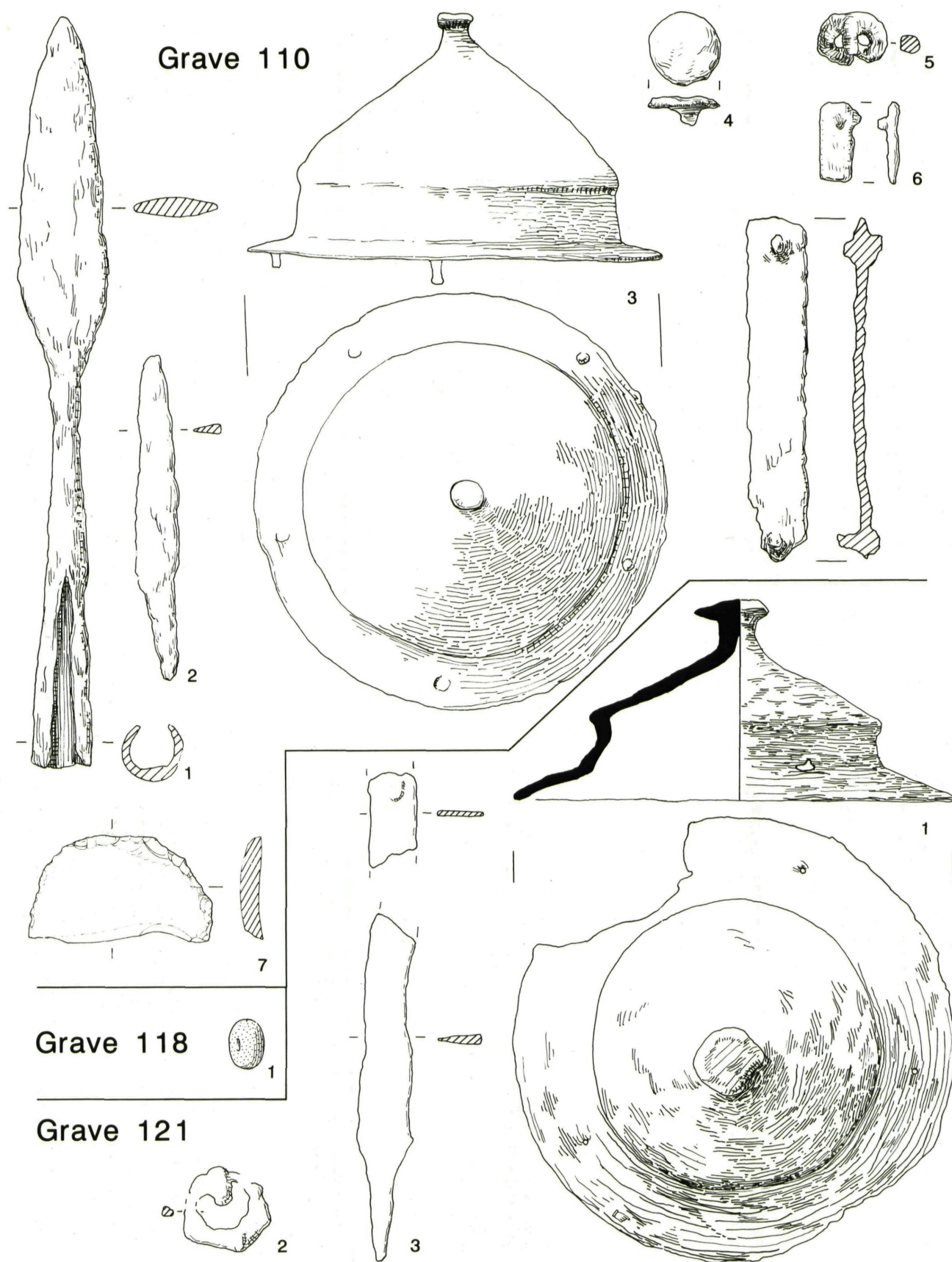
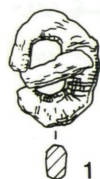
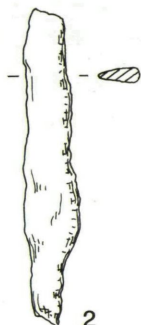


Figure 77 Graves 110-121, grave goods: scales 1:2 110/1-6 and 121/1-3. 1:1 110/7 and 118/1

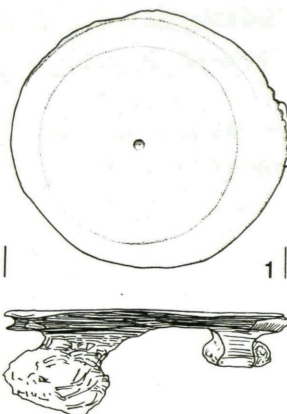
Grave 122



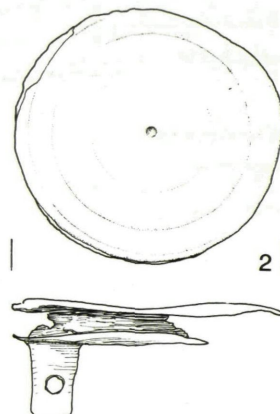
1



2

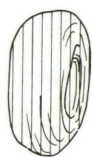


1

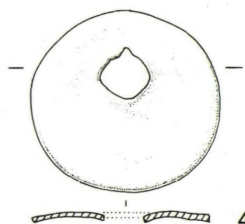


2

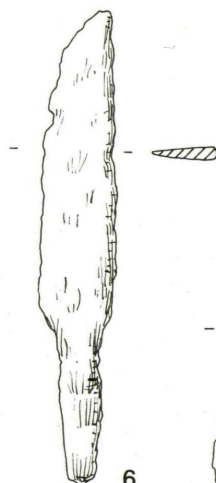
Grave 125



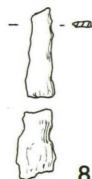
3



4



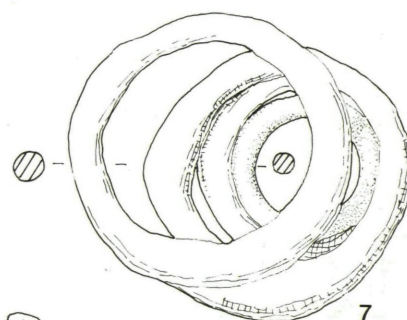
6



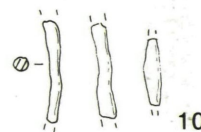
8



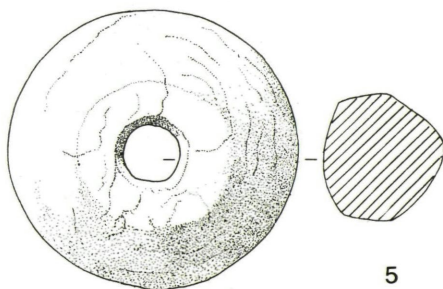
9



7

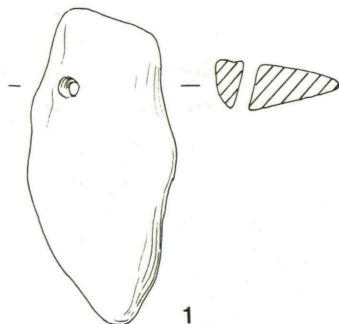


10



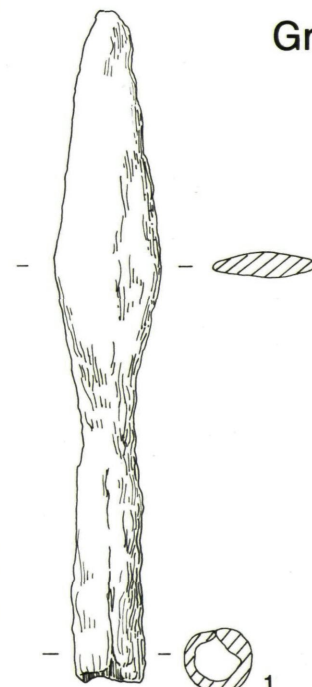
5

Grave 127

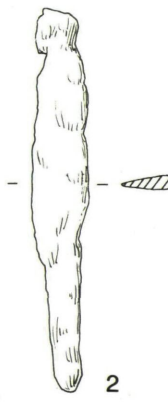


1

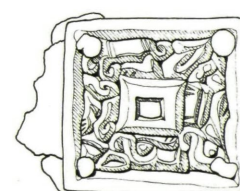
Grave 128



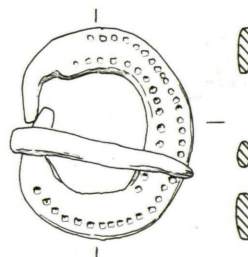
1



2



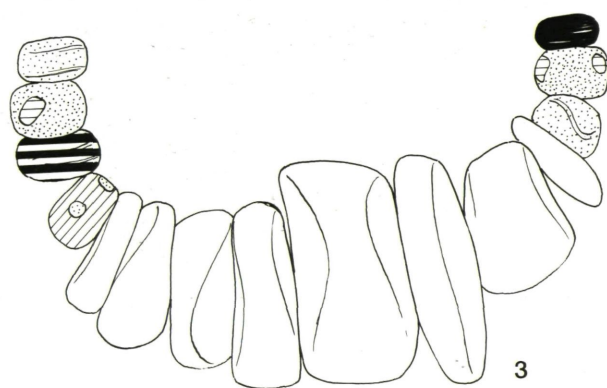
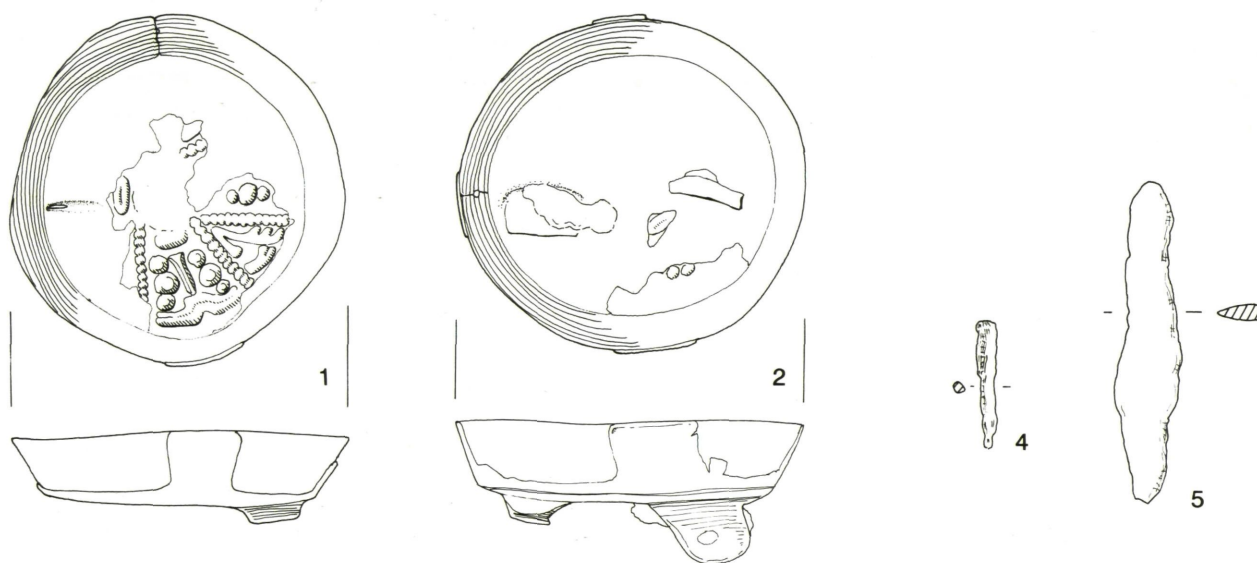
3



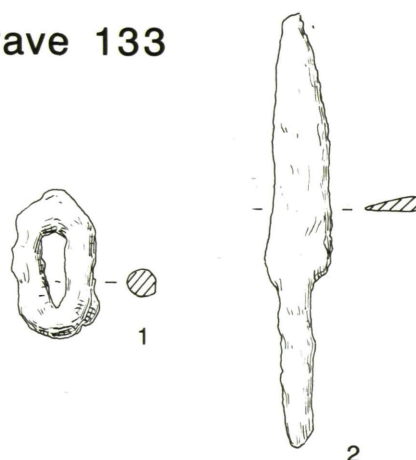
1

Figure 78 Graves 122-128, grave goods: scales 1:2 122/1-2, 125/6-10 and 128/1-2. 1:1 125/1-5, 127/1 and 128/3

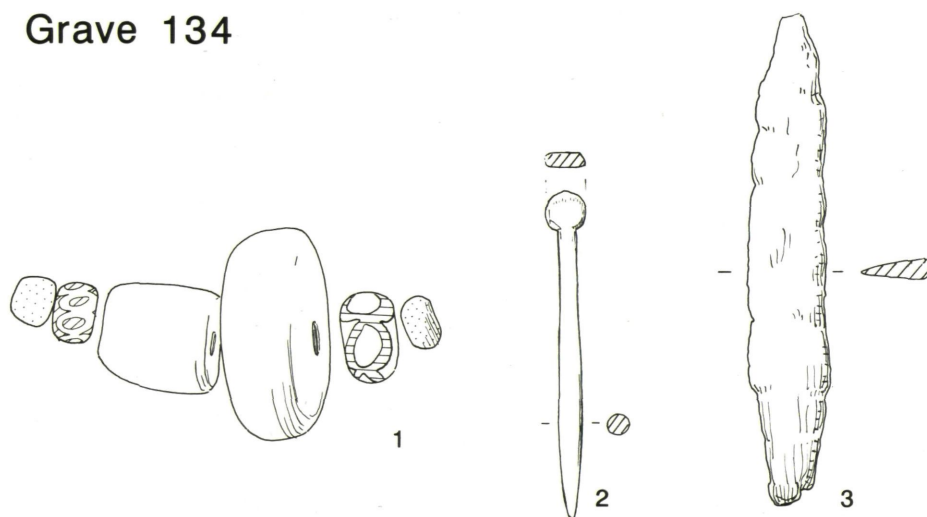
Grave 130



Grave 133



Grave 134



Grave 136

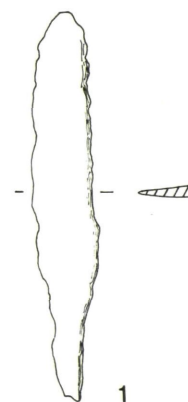


Figure 79 Graves 130-136, grave goods: scales 1:2 130/4-5, 133/1-2 and 134/3. 1:1 130/1-3, 134/1-2 and 136/1

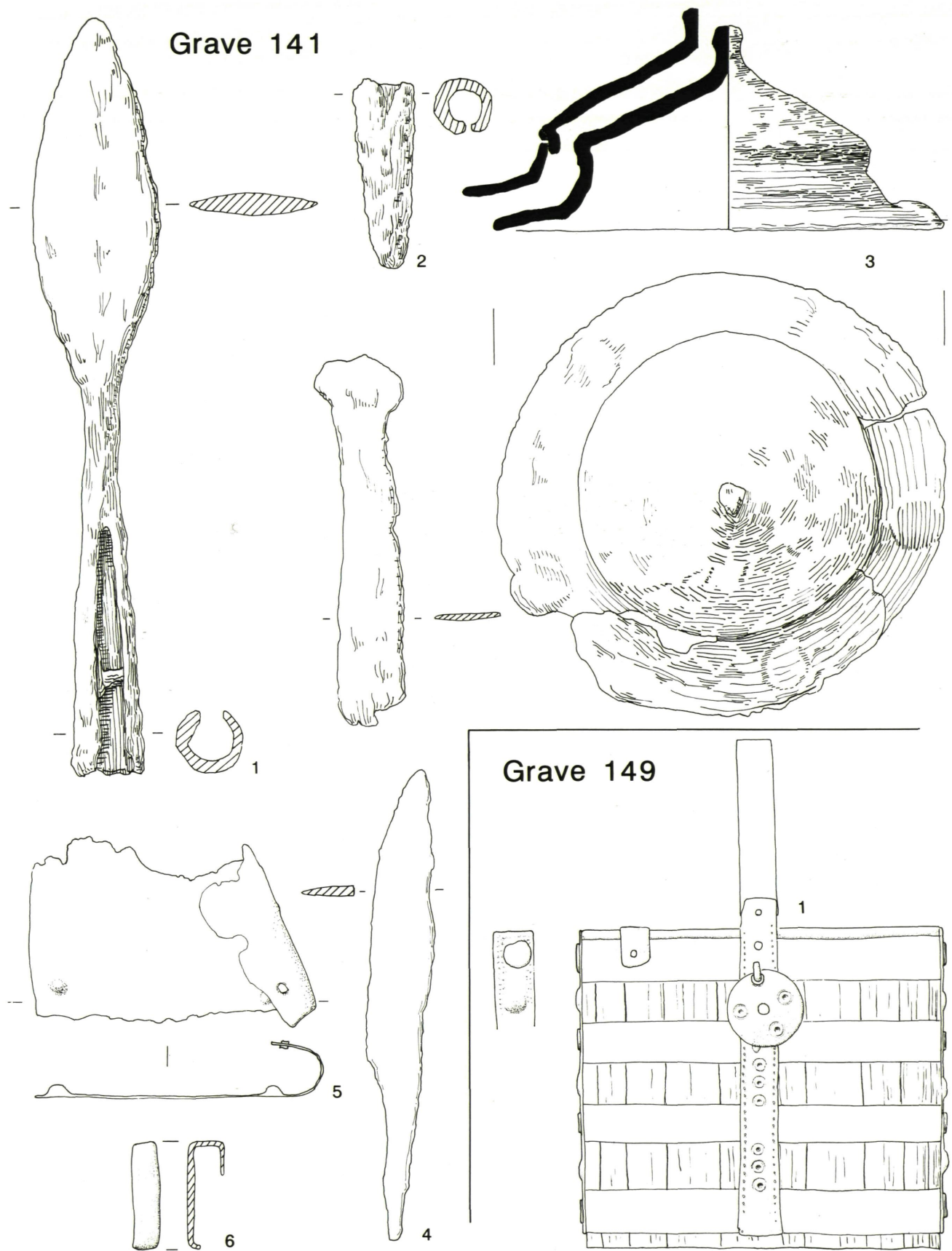
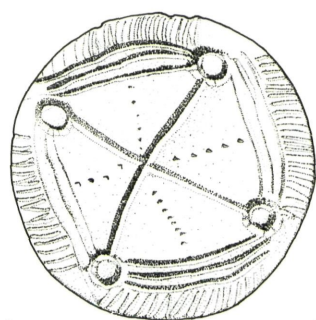
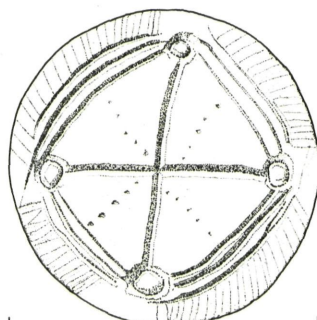


Figure 80 Graves 141-149, grave goods: scales 1:2 141/1-4 and 149/1. 1:1 141/5-6

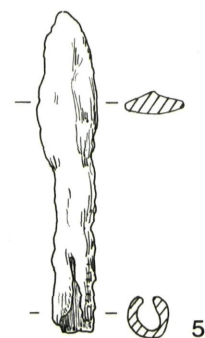
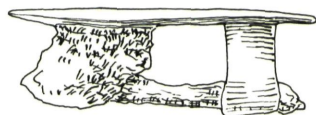
Grave 150



1

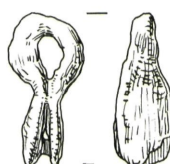
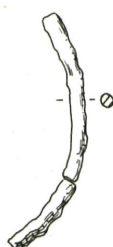
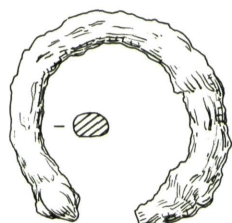


2

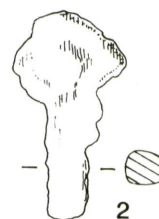
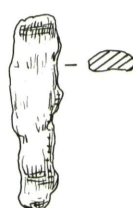
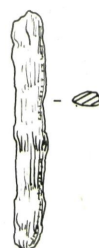



5

Grave 161



3



2



1

Grave 152



1

Figure 81 Graves 150-161, grave goods: scales 1:2 150/3-5, 152/1 and 161/1-2. 1:1 150/1-2

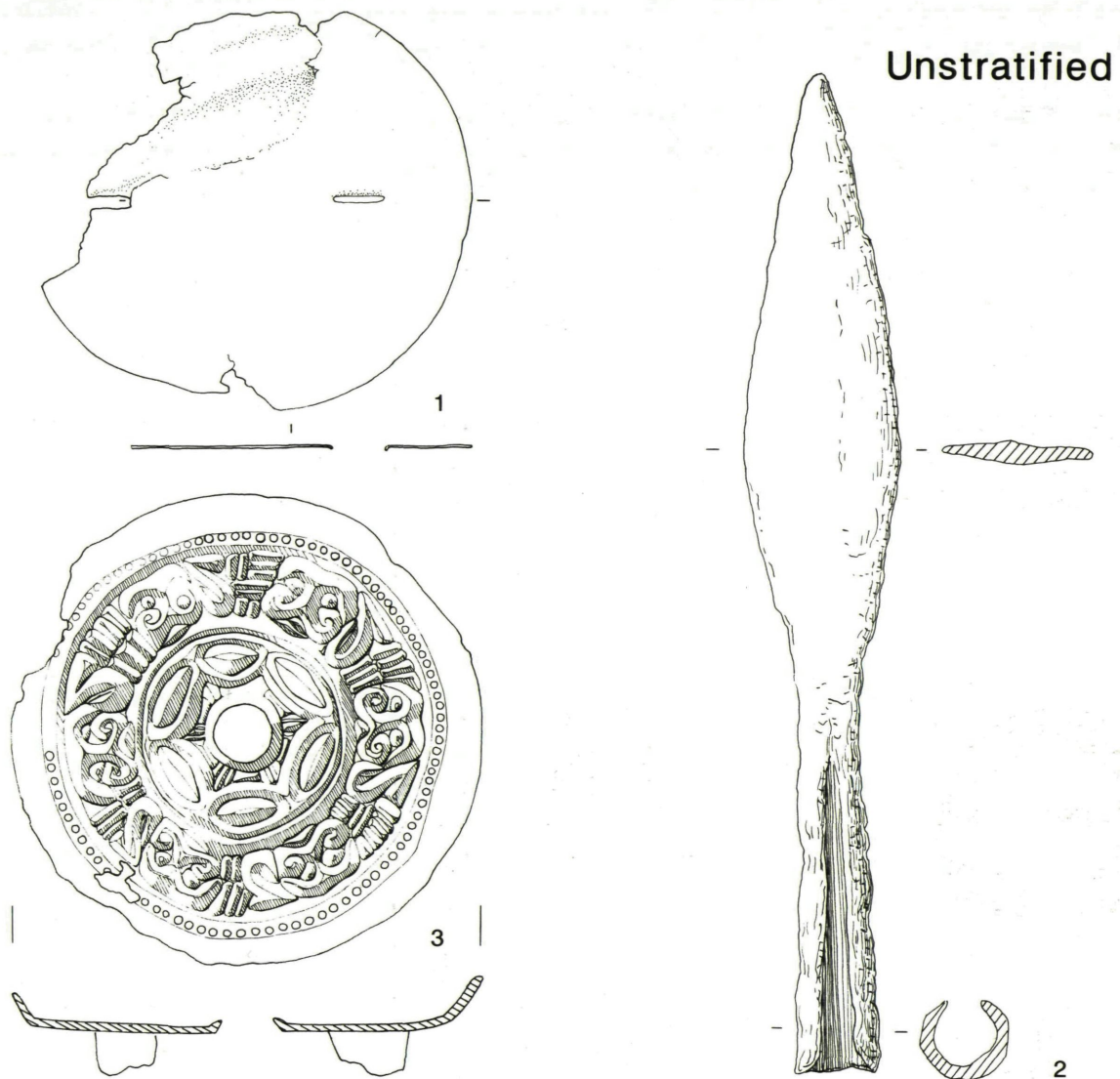


Figure 82 Unstratified: scales 1:2 82/2. 1:1 82/1-3

